




Visa Public Key Infrastructure Certification Practice Statement (CPS)

Version 4.2

Visa PKI

March 22, 2024



Contents

Important Note on Confidentiality and Copyright	3
About This Guide	4
1. INTRODUCTION	5
1.1. Overview	5
1.2. Document Name and Identification	6
1.3. PKI Participants	8
1.4. Certificate Usage	9
1.5. Policy Administration	9
1.6. Definitions and Acronyms	10
2. PUBLICATION AND REPOSITORY RESPONSIBILITIES	18
2.1. Repositories	18
2.2. Publication of Information	18
2.3. Time or Frequency of Publication	19
2.4. Access Controls on Repositories	19
3. IDENTIFICATION AND AUTHENTICATION	20
3.1. Naming	20
3.2. Initial Identity Validation	21
3.3. Identification and Authentication for Re-Key Requests	26
3.4. Identification and Authentication for Revocation Request	26
4. CERTIFICATE LIFE-CYCLE OPERATIONAL REQUIREMENTS	27
4.1. Certificate Application	27
4.2. Certificate Application Processing	28
4.3. Certificate Issuance	29
4.4. Certificate Acceptance	29
4.5. Key Pair and Certificate Usage	29
4.6. Certificate Renewal	30
4.7. Certificate Re-Key	30
4.8. Certificate Modification	30
4.9. Certificate Revocation and Suspension	31
4.10. Certificate Status Services	36
4.11. End of Subscription	36
4.12. Key Escrow and Recovery	36
5. MANAGEMENT, OPERATIONAL, AND PHYSICAL CONTROLS	37
5.1. Physical Security Controls	37
5.2. Procedural Controls	39
5.3. Personnel Controls	40
5.4. Audit Logging Procedures	42
5.5. Records Archival	44
5.6. Key Changeover	45

5.7. Compromise and Disaster Recovery	46
5.8. CA or RA Termination	46
6. TECHNICAL SECURITY CONTROLS	47
6.1. Key Pair Generation and Installation	47
6.2. Private Key Protection and Cryptographic Module Engineering Controls	49
6.3. Other Aspects of Key Pair Management	50
6.4. Activation Data	51
6.5. Computer Security Controls	51
6.6. Life Cycle Technical Controls	52
6.7. Network Security Controls	52
6.8. Time-Stamping	52
7. CERTIFICATE, CRL, AND OCSP PROFILES	54
7.1 Certificate Profile	54
7.2. CRL Profile	59
7.3. OCSP Profile	59
8. COMPLIANCE AUDIT AND OTHER ASSESSMENTS	61
8.1. Frequency or Circumstances of Assessment	61
8.2. Identity and Qualifications of Assessor	61
8.3. Assessor’s Relationship to Assessed Entity	61
8.4. Topics Covered by Assessment	61
8.5. Actions Taken as a Result of Deficiency	62
8.6. Communication of Results	62
8.7. Self-Audits	62
9. OTHER BUSINESS AND LEGAL MATTERS	63
9.1. Fees	63
9.2. Financial Responsibilities	63
9.3. Confidentiality of Business Information	63
9.4. Privacy of Personal Information	64
9.5. Intellectual Property Rights	65
9.6. Representations and Warranties	65
9.7. Disclaimers of Warranties	67
9.8. Limitations of Liability	67
9.9. Indemnities	68
9.10. Term and Termination	68
9.11. Individual Notices and Communications with Participants	69
9.12. Amendments	69
9.13. Dispute Resolution Provisions	69
9.14. Governing Law	69
9.15. Compliance with Applicable Law	69
9.16. Miscellaneous Provisions	69
9.17. Other Provisions	70
SUBSCRIBER AGREEMENTS	71

Important Note on Confidentiality and Copyright

This document is protected by copyright restricting its use, copying, distribution, and decompilation. No part of this document may be reproduced in any form by any means without prior written authorization of Visa.

Visa and other trademarks are trademarks or registered trademarks of Visa.

All other product names mentioned herein are the trademarks of their respective owners.

THIS PUBLICATION COULD INCLUDE TECHNICAL INACCURACIES OR TYPOGRAPHICAL ERRORS. CHANGES ARE PERIODICALLY ADDED TO THE INFORMATION HEREIN; THESE CHANGES WILL BE INCORPORATED IN NEW EDITIONS OF THE PUBLICATION. VISA MAY MAKE IMPROVEMENTS AND/OR CHANGES IN THE PRODUCT(S) AND/OR THE PROGRAM(S) DESCRIBED IN THIS PUBLICATION AT ANY TIME.

If you have technical questions or questions regarding a Visa service or questions about this document, please contact your Visa representative.

About This Guide

Visa Certification Practice Statement (CPS) is the second in a set of documents related to the Visa Public Key Infrastructure (PKI) operations.

Audience

The target audience for this document includes Visa entities such as Business Groups, Visa subsidiaries, and Visa clients and their agents who use Visa-issued certificates in conjunction with Visa products and/or services.

1. INTRODUCTION

1.1. Overview

This Certification Practice Statement (CPS) defines the practices and procedures for the following Visa Public Key Infrastructures (PKIs). These PKIs issue digital certificates in support of strong authentication.

- Information Delivery
- eCommerce
- Public ECC
- Public RSA
- Visa TLS
- Visa Smart Debit/Credit (VSDC)

This CPS is in conformance with the Visa Certificate Policy (CP).

Visa has implemented a PKI for issuing and distributing digital certificates to support Visa products and services. This infrastructure is known as the Visa PKI and includes a hierarchy of entities called Certificate Authorities (CAs).

These CAs are trusted third parties that issue End-Entity Secure Socket Layer/ Transport Layer Security (SSL/TLS) and Internet Protocol Security/ Virtual Private Network (IPsec/VPN) certificates to Visa clients, Visa employees, and Visa devices or Visa Smart Debit/Credit (VSDC) certificates for Visa issuers.

At the top of the PKI hierarchy are the following Root Certificate Authorities (CAs):

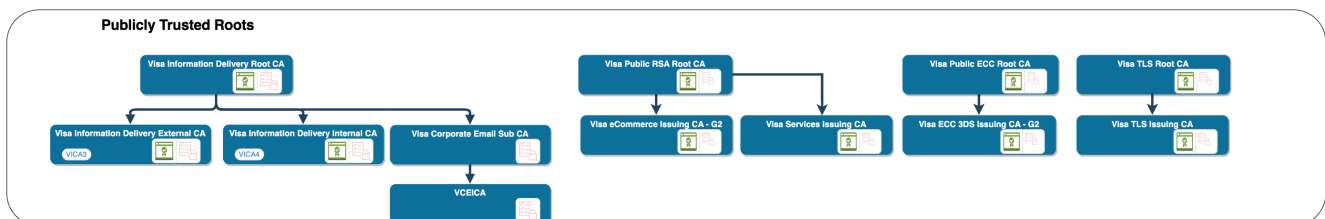
- Visa Information Delivery Root Certificate Authority (CA)
- Visa Public ECC Root CA
- Visa Public RSA Root CA
- Visa TLS Root CA
- Visa Smart Debit/Credit (VSDC) Certificate Authority (CA)

The CAs are organized in hierarchies as follows:

- **Root Certificate Authorities (CAs)** are at the top of the hierarchy.
- **Intermediate Certificate Authorities (CAs)** are directly subordinate to the Root CAs, which have subordinate Issuing CAs.
- **Issuing Certificate Authorities (CAs)** are the lowest level of the hierarchy and only issue End-Entity certificates. They are subordinate to the Intermediate CAs and Root CAs.

The following figure illustrates the PKI hierarchies.

Figure 1–1: PKI Hierarchies



Cross-certification between external CAs and CAs is not supported. The Visa PKI hierarchy is a closed PKI.

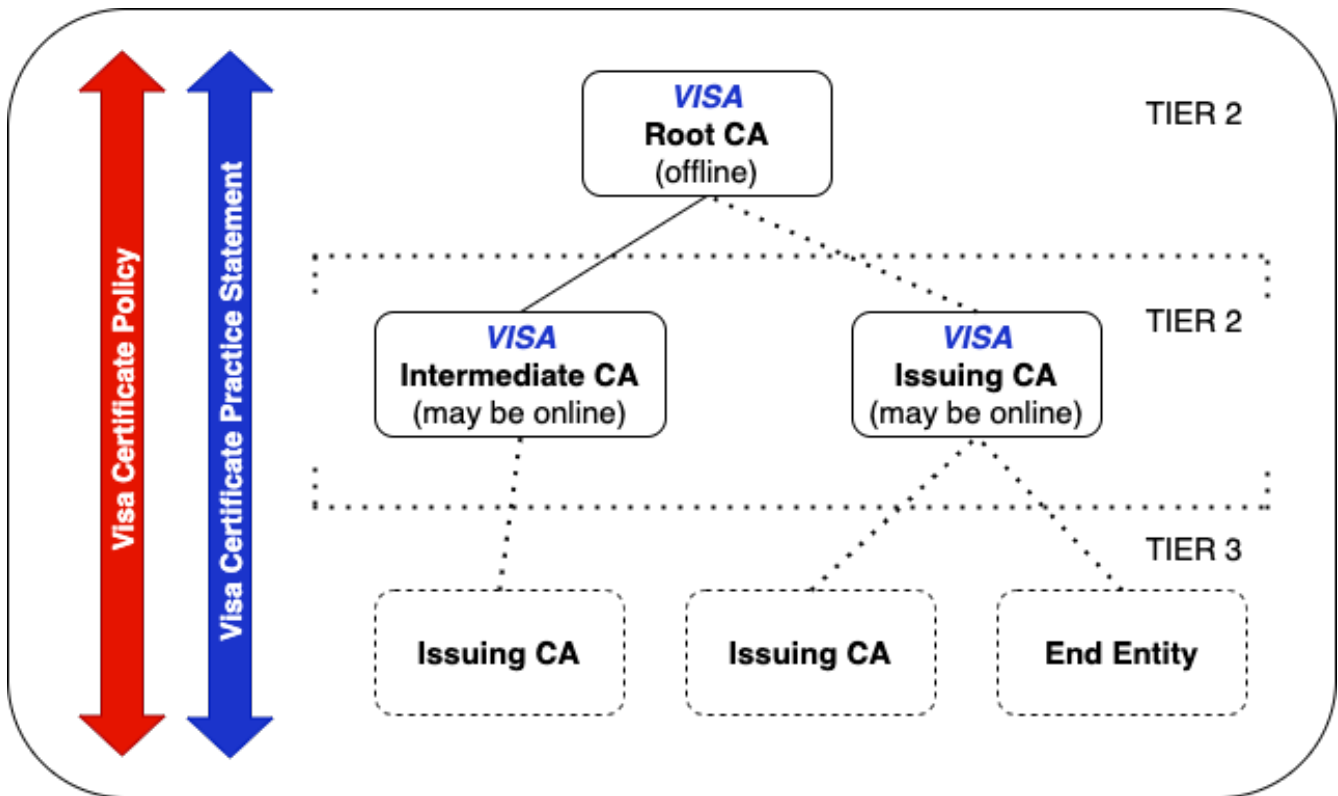
Visa CAs conform to Baseline Requirements for the Issuance and Management of Publicly-Trusted Certificates published at <http://www.cabforum.org>. This CPS generally conforms to the Internet Engineering Task Force (IETF), Public Key Infrastructure Extension (PKIX), Internet X.509 Public Key Infrastructure, and Certificate Policy (CP) and CPS Framework, also known as Request for Comment (RFC) 3647.

The PKI CP describes the legal, business and technical requirements for issuing, revoking, renewing, and distributing digital certificates to support Visa products and services. This CPS describes how these requirements are met in issuing Visa certificates to Subscribers.

The PKI is used specifically to issue Visa SSL Client, Visa SSL Server, Visa SSL Server and Client, and Visa Smart Debit/Credit (VSDC) certificates to Visa issuers.

The following figure illustrates the Visa Document Structure.

Figure 1–2: Visa Document Structure



The CP is the overall certificate policy document related to the PKI. As shown in Figure 1-2, the CP (red spanning arrow) encompasses policy for the entire PKI. This CP is specific to the functioning of CAs within the hierarchy. Other documents including Key Ceremony scripts and Business Recovery Plans (BRPs) supplement this CPS.

The CAs operate in a closed environment. Certificates can only be issued to entities that have a contractual agreement with Visa or Visa Business Groups and clients, and are bound to comply with Visa Operating Regulations and policies.

This CPS does not have details about the operations of the PKI; rather it provides an overview of the practices. Details of the operations are found in supporting documents.

1.2. Document Name and Identification

This CPS is titled Visa Public Key Infrastructure (PKI), Certification Practice Statement (CPS).

The object identifiers (OIDs) used for certificates issued under this CPS are:

- OID: 2.23.131.1.1 – Visa eCommerce PKI
- OID: 2.23.131.2.1 – Visa Information Delivery PKI
- OID: 2.23.140.1.2.2 – Adheres to Baseline Requirements for the Issuance and Management of Organization Validated Server Certificates with the exclusion of the exceptions listed in “Overview”.
- OID: 2.23.140.1.2.1 - Adheres to Baseline Requirements for the Issuance and Management of Domain Validated Server Certificates with the exclusion of the exceptions listed in “Overview”.

Certificates issued from Visa eCommerce PKI and Visa Information Delivery PKI contain the corresponding OID value that indicates adherence to and compliance with the CA/Browser Forum Baseline Requirement 9.3.4 “Subscriber Certificates”.

Visa has assigned a reserved OID value 2.23.140.1.2.2 for asserting conformance with the current version of the CA/Browser Forum Baseline Requirements for the Issuance and Management of Publicly-Trusted Organization-Validated Certificates with the exclusion of the exceptions listed in “Overview”. This OID value is reserved for use by Visa CAs to assert compliance with these CA/Browser Forum Baseline Requirements.

Visa has assigned a reserved OID value 2.23.140.1.2.1 for asserting conformance with the current version of the CA/Browser Forum Baseline Requirements for the Issuance and Management of Publicly-Trusted Domain-Validated Certificates with the exclusion of the exceptions listed in “Overview”. This OID value is reserved for use by Visa CAs to assert compliance with these CA/Browser Forum Baseline Requirements.

The following list contains Object Identifiers (OIDs) for Visa issued Certificates (non-comprehensive).

Certificate Profile	Object Identifier
MPI Signature (RSA key)	2.23.131.1.1.1
eVisa Client, ACS Client - G2, 3DS Client - G2	2.23.131.1.1.2
eVisa Signature, ACS Signature - G2	2.23.131.1.1.2
MPI Signature (ECC key)	2.23.131.1.1.3

1.2.1. Revisions

Version	Details	Date
3.1	CAB/F Baseline Requirement structure mapping in accordance with RFC 3647	31 March 2017
3.2	Updated to include G2 CA information Added new Visa Public ECC Root CA information	31 January 2018
3.3	Aligned to CAB/F Baseline Requirement 1.5.6. Clarified key sizes for SSL/TSL certificates and S/MIME certificates. Clarified certificate revocation time and process between SSL/TLS and S/MIME certificates.	29 March 2018
3.4	Updated PKI Hierarchies diagram. Updated Section 5.1.2. Removed references to physical door hinges.	31 May 2018
3.5	Updated the domain validation methods.	1 August 2018
3.6	Updated section 3.1.1, 3.2.2.4.12, 3.2.4.13 Added section 4.2.4 Certificate Authority (CAA) Updated section 4.6.3, 4.9.3, 5.2.1, 5.5.2, 6.1.2, 7.1.4.2.1	21 March 2019
3.7	Updated sections 1.1, 4.9.1.1, 4.9.1.2, 6.1.5	20 May 2019
3.8	Updated section 3.2.2, 4.9.10, 7.1 , formatting and grammar.	24 August 2020

Version	Details	Date
3.9	Change certificate profiles, updated OIDs, change retention period from 7 to 2 years, updated to CAB 1.7.3, removed corporate CA hierarchy, added public ECC, added public RSA, removed LDAP. Sections updated include: 1.1, 1.2, 1.3, 2.1, 3.1, 3.2, 4.6, 4.9, 5.5, 5.8, 6.1, 6.3, 7.1	15 April 2021
4.0	Changed from Word to MD. Updated to include changes from BR 1.7.4, 1.7.5, 1.7.6, 1.7.7, 1.7.8, 1.7.9, 1.8.0	26 January 2022
4.1	Updated to include changes from BR 1.8.1, 1.8.2, 1.8.3, 1.8.4. Removed references to Visa eCommerce Root and Issuing CAs which has expired.	30 January 2023
4.2	Updated to include changes from BR 1.8.5, 1.8.6, 1.8.7, 2.0.0, 2.0.1. Visa TLS Root CA added. Inclusion of domain validated certificates	01 March 2024

1.2.2. Relevant Dates

Refer to CA/Browser Forum’s latest Baseline Requirement document for relevant dates.

1.3. PKI Participants

This PKI will sign and issue Secure Sockets Layer/Transport Layer Security (SSL/TLS) Client certificates, Secure Server certificates, Server and Client certificates, to web browsers, web servers, application servers, and network devices that have a contractual agreement with Visa or Visa region clients and Visa Smart Debit/Credit (VSDC) certificates to Visa clients.

Visa does not have delegated third-parties.

1.3.1. Certification Authorities

A Certificate Authority (CA) operating under the PKI will sign certificates that bind Subscribers to their private keys. The CAs are responsible for:

- The creation and signing of certificates binding Subscribers, PKI administrators, and Vectors with their signature verification keys
- Promulgating certificate status through publishing certificates and Certificate Revocation List (CRL) status to publicly available repositories
- Adherence to this CPS and the CP

1.3.2. Registration Authorities

There is at least one Registration Authority (RA) supporting each CA. The RAs operating within a CA service perform identification and authentication in the verification of certificate request content.

The primary responsibility of the RA is to verify that the party submitting the certificate request is who it claims to be and is authorized to submit the request on behalf of the certificate request originator, has a valid business relationship with Visa, and verifies that the certificate has been transferred from the originator to the RA in a secure manner.

The RA is tasked to verify certificate revocation requests in a similar manner; that is, verifying the party submitting the revocation is who it claims to be and is authorized to submit the revocation request on behalf of the originator.

RA administrators are employees of Visa, Visa subsidiaries, or Visa clients and have a valid business relationship with Visa, and are contractually bound to comply with Visa By-Laws, Operating Regulations and policies.

Enrollment Initiation

- Visa Information Delivery Root, Intermediates, and Issuing Certificate Authorities (CAs)
- Visa Smart Debit/Credit (VSDC) Certificate Authorities (CAs)
- Visa Public ECC Root CA and Issuing Certificate Authorities (CAs)
- Visa Public RSA Root CA and Issuing Certificate Authorities (CAs)
- Visa TLS Root CA and Issuing Certificate Authorities (CAs)

1.3.3. Subscribers

For the purpose of this CPS, a Subscriber is an entity such as a person, device, or application that is a holder of a private key corresponding to a public key that has been issued a Visa Sockets Layer/Transport Layer Security (SSL/TLS), Client certificate, Secure Server certificate, Server and Client certificate, or a Visa Smart Debit/Credit (VSDC) certificate by a CA. For a device or an application, a person authorized by the organization owning the device or application is referred to as the Subscriber. Responsibility and accountability for each certificate is attributable to an identified entity.

Eligibility for a certificate is determined by the relevant Visa product and/or service.

1.3.4. Relying Parties

A Relying Party (RP) is an entity or person that relies on a certificate or information about the certificate that is issued by a CA. RPs are contractually bound to comply with Visa By-Laws, Operating Regulations, and policies.

1.3.5. Other Participants

1.4. Certificate Usage

This CPS is applicable to certificates issued and distributed by a CA. The practices described in this CPS apply to the issuance, use, suspension, or revocation of Subscribers of the PKI.

1.4.1. Appropriate Certificate Uses

Certificates issued under this CPS are suitable for:

- Protecting the integrity and authenticity of business transactions
- Protecting the confidentiality of information to facilitate the confidential transfer and restrict access to that information

1.4.2. Prohibited Certificate Uses

Certificates issued under this CPS are prohibited from being used for any other purpose.

1.5. Policy Administration

1.5.1. Organization Administering the Document

The Visa Cryptographic Review Forum (CRF) is the overall administrative authority of this CPS. It is the responsible authority for reviewing and administering changes to this CPS.

Written and signed comments on proposed changes must be directed to the Chairman of the CRF as described below.

1.5.2. Contact Person

Chairman, Visa Cryptographic Review Forum
Mailstop: M2-10910
800 Metro Center Blvd
Foster City, CA 94404-2775
PKIPolicy@visa.com

1.5.3. Person Determining CPS Suitability for the Policy

The Visa CRF is the administrative entity for determining CPS suitability for Visa CP.

1.5.4. CPS Approval Procedures

The Visa CRF reviews any modifications, additions, or deletions to the Visa's CP/CPS and determines if these changes are acceptable. At its sole discretion, the Visa CRF must approve or reject any proposed changes to the Visa CPS.

1.6. Definitions and Acronyms

1.6.1. Definitions

Access control: The granting or denial of use or entry. Specifically, allowing or denying access to some component of the Public Key Infrastructure (PKI) such as key component, Certificate Authority (CA) system, or Certificate Authority (CA) facility.

Activation Data: Data (other than the keys themselves) that is used and needed to activate a private key. Examples include a Personal Identification Number (PIN), password, or portion of a key or other data used to enforce multi-person control over a private key.

Administrator: A trusted person within the organization of a region, client, or their designated agent (that is, third-party certificate service provider) that performs validation and other CA or RA functions.

Administrator Certificate: A certificate issued to an administrator that may only be used to perform CA or RA functions.

Authentication: The act of verifying identities. In the CAs, this would be validating an identity.

Authorization: The granting of permissions of use.

ANSI X9.30: U.S. financial industry standard for digital signatures, based on the federal Digital Signature Algorithm (DSA). American National Standards Institute (ANSI) X9.30 requires the SHA1 hash algorithm.

Business process: A set of one or more linked procedures or activities which collectively are a business objective or policy goal, generally within the context of an organizational structure defining functional roles and relationships.

Certificate: The public key of a user, together with related information, digitally signed with the private key of the CA that issued the certificate. The certificate format is in accordance with International Telecommunication Union (ITU)-T Recommendation X.509 or other Visa-accepted standard such as EMVCo. Typically, certificates are used to verify the identity of an individual, organization, device, or an application. They are also used to ensure message integrity through private key signature and enable confidentiality of data through public key encryption.

Certificate Chain: An ordered list of certificates containing an End-Entity Subscriber certificate, the Certificate Authority certificate that signed it, and all of the Certificate Authority certificates up to the Root Certificate Authority.

Certificate Authority: An authority trusted by one or more users to issue and manage X.509 certificates and Certificate Revocation Lists (CRLs). CAs have certificates that allow them to sign other certificates and/or CRLs. Within the Visa Public Key Infrastructure (PKI), CA Subscribers include:

- Root and Issuing CAs that may issue certificates to subordinate CAs and/or End-Entities within the PKI
- Issuing CAs that may only issue End-Entity certificates

Certificate Policy (CP): A named set of rules that indicates the applicability of a certificate to a particular community and/or class of applications with common security requirements. It is the principal statement of certificate policy governing the Visa PKI. The Visa Certificate Policy (CP) is a high-level document that describes the requirements, terms and conditions, and policy for issuing, using, and managing certificates issued by a CA.

Certification Practice Statement: A statement of the practices that a CA uses in issuing certificates. The statement is a comprehensive description of details such as the precise implementation of service offerings and detailed procedures of certificate life-cycle management. It is more detailed than the certificate policies supported by the CA. This CPS illustrates how the CA satisfies the requirements included in the Certificate Policy (CP) that governs it.

Certificate Revocation List: A periodically issued list, digitally signed by the Issuing CA of certificates issued by that CA that have been revoked or suspended prior to their expiration dates. The list generally indicates the Certificate Revocation List (CRL) issuer's name, the date of issue, the date of the next scheduled CRL issue, the revoked serial numbers of the certificates, and the specific times and reasons for revocation. CRLs are used to check the status of certificates. They may be published in a repository or through an Online Certificate Status Protocol (OCSP) responder.

Certificate Systems: The system used by a CA or delegated third-party to provide identity verification, registration and enrollment, certificate approval, issuance, validity status, support, and other PKI-related services.

Confidential: A security classification used to describe information which, if disclosed, could result in personal loss or minor financial loss. Personal information and tactical information is considered confidential.

Confidentiality: Information that has an identifiable value associated with it so that if disclosed might cause damage to an entity.

Cross-Certification: The process that describes the establishment of trust between two or more CAs. It usually involves the exchange and signing of CA certificates between two CAs in different PKI hierarchies and involves the verification of assurance levels.

Delegated Third-Party: A natural person or legal entity that is not the CA and that operates any part of a Certificate System.

Digital Signature: The result of the transformation of a message by means of a cryptographic system using keys so that a person who has the initial message can determine that the key that corresponds to the signer's key created the transformation and that the message was not altered.

Distinguished Name: A Distinguished Name (DN) is used in a certificate to identify a certificate owner (Subscriber) or a certificate issuer (Certificate Authority). The Issuer and Subject DNs in a certificate are formed from a combination of the following possible attributes, also referred to as relative DNs:

- Common Name (cn)
- Country (c)
- Organization name (on)
- Organizational unit name (ou)
- Locality (l)
- State or Province (st)
- Email Address (e)
- User ID
- Domain component (dc)

No two certificates issued by a particular CA can have the same DN. Examples of DNs include:

cn=Road Runner, ou=bird, on=mammal, c=US ou=bird, dc=carton, dc=com

Every entry in an X.500 or in a Lightweight Directory Access Protocol (LDAP) has a DN. It is a unique entry identifier throughout the complete directory. No two entries within the same directory can have the same DN.

Dual Control: A process using two or more separate entities (usually persons), operating in concert to protect sensitive functions or information so no single entity is able to access or utilize materials, for example, cryptographic key.

ECC: Is an approach to public-key cryptography based on the algebraic structure of elliptic curves over finite fields.

Email Certificates: Certificates used for encrypting and verifying digital signatures. Generally, there are two separate certificates: one for encryption and one for signature verification.

EMVCo: EMVCo manages, maintains, and enhances the EMV® Integrated Circuit Card Specifications for chip-based payment cards and acceptance devices, including point-of-sale (POS) terminals and ATMs. EMVCo also establishes and administers testing and approval processes to evaluate compliance with the EMV Specifications. EMVCo is currently owned by American Express, JCB, MasterCard, and Visa.

End-Entity Subscriber: End-Entity Subscribers have certificates that can only be used for authentication, confidentiality, or message integrity. End-Entity Subscribers cannot themselves issue certificates, that is, they are not CAs. End-Entity Subscribers include:

- Individuals associated directly with, or through, the agents of the Issuing CA, a business group, a client, for example, cardholders, merchants, and employees
- Organizations, that is, Visa Business Groups, clients or their agents or merchants
- Devices or applications (for example, servers and client software) used by the Issuing CA, business group, or its agent in conjunction with the delivery of a Visa product or service
- Visa personnel-issued certificates for the purpose of administering a CA

Entity: Any autonomous element or component within the PKI that participates in one form or another, such as managing certificates or using certificates. An entity can be a CA, RA, Subscriber, Relying Party (RP), and so on.

Failover: The capability to switch from a faulty primary server to a backup server either manually or automatically.

FIPS 140-2: Federal Information Processing Standard 140-2 (FIPS 140-2) is a standard that describes US Federal government requirements that information technology (IT) products should meet for Sensitive, but Unclassified (SBU) use. The standard was published by the National Institute of Standards and Technology (NIST), has been adopted by the Canadian Government's Communication Security Establishment (CSE), and may be adopted by the financial community through the American National Standards Institute (ANSI). The different levels (1 to 4) within the standard provide different levels of security and in the higher levels, have different documentation requirements.

FIPS 180-4: Standard specifying the Secure Hash Algorithm for SHA-1, SHA-224, SHA-256, SHA-384, SHA-512, SHA-512/224 and SHA-512/256 for computing a condensed representation of a message or a data file.

Integrity: It ensures consistency of an object or information. Within security systems, integrity is the principle of ensuring that a piece of data has not been modified, whether maliciously or accidentally.

Issuer Public Key: Visa Smart Debit/Credit (VSDC) Public Key Infrastructure (PKI)-generated digital certificate.

Key: When used in the context of cryptography, it is a value (which may be secret) and a sequence of characters that is used to encrypt and decrypt data. A key is a uniquely generated electronic string of bits used for encrypting, decrypting, creating digital signatures, or validating digital signatures.

Key Pair: Often referred to as a public/private key pair. One key is used for encrypting (or digitally signing) and the other key is used for decrypting (or signature validation). Although related, the keys are sufficiently different. One does not allow derivation or computation of the other. This means that one key can be made publicly available without reducing security, provided the other key remains private.

Non-repudiation: Protection against the denial of the transaction, service, or activity occurrence.

Online Certificate Status Protocol: An online protocol developed by the Internet Engineering Task Force (IETF) (Request for Comment [RFC] 2560) to allow a Relying Party to obtain more timely information regarding the revocation status of a certificate than is possible with Certificate Revocation Lists (CRLs).

Object Identifier: The unique alphanumeric identifier registered under the International Organization for Standardization (ISO) registration standard to reference a standard object or class.

Intermediate Certificate Authority (CA): A CA directly subordinate to a Root CA which has subordinate Issuing CAs.

Issuing Certificate Authority: Within the Visa PKI, Issuing CAs are the lowest level of the hierarchy and only issue End-Entity certificates. They are subordinate to the Intermediate CAs and to the Root CAs.

PKCS #1: A standard that provides recommendations for the implementation of public-key cryptography based on the Rivest, Shamir, Adelman (RSA) algorithm, covering the following aspects: cryptographic primitives; encryption schemes; signature schemes, and so on.

PKCS #7: A cryptographic message format or syntax managed and edited by RSA Laboratories. A standard describing general syntax for data that may have cryptography applied to it, such as digital signatures and digital envelopes. This format is frequently used by CAs to transmit a certificate to the requesting Subscriber.

PKCS #10: A certificate request format or syntax managed and edited by RSA Laboratories. It is a standard describing syntax for a request for certification of a public key, a name, and possibly a set of attributes.

PKIX: The Public Key Infrastructure (X.509) or PKIX is an Internet Engineering Task Force (IETF) Working Group established to develop Internet standards needed to support an X.509-based Public Key Infrastructure (PKI). The scope of PKIX extends to also developing new standards for use of X.509-based PKI in the Internet.

Public Key Infrastructure Personnel: People, generally employees, associated with the operation, administration, and management of a CA or RA.

Policy: A set of laws, rules, and practices that regulate how an organization manages its business. Specifically, security policy would be the set of laws, rules, and practices that regulates how an organization manages, protects, and distributes sensitive information.

PrintableString: A string format for representing names, such as Common Name (CN), in X.509 certificates. The encoding of a value in this syntax is the string value itself. PrintableString characters include: A-Z, a-z, 0-9, space '() +, - . / : = ?.

Private Key: The private key is one of the keys in a public/private key pair. This is the key that is kept secret as opposed to the other key that is publicly available. Private keys are used for digitally signing documents, uniquely authenticating an individual, or decrypting data that was encrypted with the corresponding public key.

Public Key Infrastructure: A set of policies, procedures, and technology, audit, and control mechanisms used to manage certificates and keys.

Public: A security classification for information that, if disclosed, would not result in any personal damage or financial loss.

Public Key: The community verification key for digital signature and the community encryption key for encrypting information to a specific End-Entity.

Registration Authority: An entity that performs registration services on behalf of a CA. RAs work with a particular CA to vet requests for certificates that will then be issued by the CA.

Re-Key: The process of replacing the key(s). The expiration of the crypto period involves the replacement of the public key in the certificate and, therefore, the generation of a new key pair and associated certificate request.

Relative Distinguished Name (RDN): A Distinguished Name (DN) is made up of a sequence of Relative Distinguished Names (RDNs). The sequences of RDNs are separated by commas (,) or semicolons (;). There can be more than one identical RDN in a directory, but they must be in different bases or branches, of the directory. An example of a DN is cn=Road Runner, ou=bird, on=mammal, c=US.

RDNs would be:

RDN => cn=Road Runner RDN => ou=bird

RDN => on=mammal RDN => c=US

Relying Party: A person or entity that is authorized to act in reliance upon a certificate issued within the Visa PKI, including by means of devices under their control. Relying Parties (RPs) within the Visa PKI must have a valid business relationship with Visa and be contractually bound to comply with the Visa By-Laws, Operating Regulations, and policies.

Relying Party Agreement: A Relying Party Agreement is entered into by a party wishing to rely on a certificate and the information contained in it. A Relying Party Agreement governs the terms and conditions under which the RP is permitted to rely upon the certificate. Most commonly, the agreement requires the RP to check the status of

the certificates in the chain of certificates on which the RP wishes to rely. For Visa products and services, Relying Party Agreements are typically contained within the applicable Visa product or service participation agreement.

Repository: A place or container where objects are stored. A data repository is technology where data is stored logically. In PKI terms, a repository accepts certificates and Certificate Revocation Lists (CRLs) from one or more CAs and makes them available to entities that need them to implement security services.

Revocation: In PKI, revocation is the action associated with revoking a certificate. Revoking a certificate is to make the certificate invalid before its normal expiration. The CA that issued the certificate is the entity that revokes a certificate. The revoked status is usually published on a certificate revocation list (CRL) and/or posted on an Online Certificate Status Protocol (OCSP) responder.

RSA: A public-key cryptographic algorithm invented by Rivest, Shamir, and Adelman.

Sanitization: The process of removing data from storage media so that there is reasonable assurance that the data cannot be retrieved and reconstructed. See National Institute of Standards and Technology (NIST) Special Publication SP800-88.

Sensitive: Used to describe the security classification of information where the information, if disclosed, would result in serious financial loss, serious loss in confidence, or personal harm or death. This is equivalent to the Visa Secret classification.

Signature Verification Certificate: Often referred to as a Signature Certificate. It is the certificate that contains the public key used to verify a digital signature that was signed by the corresponding private key.

Split Knowledge: A condition under which two or more parties, separately and confidentially, have custody of components of a single key that, individually, conveys no knowledge of the resulting cryptographic key. The resulting key exists only within secure cryptographic devices.

SSL/TLS Client Certificate: A certificate used to verify the authentication of an End-Entity to a server when a connection is being established through a Secure Socket Layer/Transport Layer Security (SSL/TLS) session (secure channel).

SSL/TLS Server Certificate: A certificate used to verify the authentication of a web or application server to the End-Entity (client) when a connection is being established through a Secure Socket Layer/Transport Layer Security (SSL/TLS) session (secure channel).

Subscriber: A Subscriber is an entity: a person, device, or application that is a holder of a private key corresponding to a public key and has been issued a certificate. In the certificate of a device, a person authorized by the organization owning the device may be referred to as the Subscriber. A Subscriber is capable of using, and is authorized to use, the private key that corresponds to the public key listed in the certificate. There are two categories of Subscribers: End-Entities and CAs.

Subscriber Agreement: A Subscriber Agreement is an agreement entered into by a Subscriber obtaining a certificate that will contain the terms and conditions of the use of the Subscriber's certificate and private key corresponding to the public key contained in the certificate. For Visa products and services, Subscriber agreements are typically contained within the applicable Visa product or service participation agreement.

Suspension: In PKI, revocation is the action associated with suspending a certificate. Suspending a certificate makes the certificate invalid for a period of time while a condition that might result in revocation is investigated. During the suspension period, the suspended certificate will be listed on the Issuing CAs Certificate Revocation Lists (CRLs) as on hold and treated by RPs as revoked. At the end of the suspension period, the certificate will be reinstated or revoked. The CA that issued the certificate is the entity that suspends a certificate. The suspended status is usually published on a CRL and/or posted on an OCSP responder. Suspending a certificate can, potentially, avoid an unnecessary or unwarranted revocation.

System: One or more pieces of equipment or software that stores, transforms, or communicates data.

Threat: A danger to an asset in terms of that asset's confidentiality, integrity, availability, or legitimate use.

URI: Uniform Resource Indicator refers to an address on the Internet. The most common version is the Uniform Resource Locator (URL).

User Notice Qualifier: A User Notice Qualifier in an X.509 certificate is intended for display to a RP when the certificate is used.

UTF-8String: Unicode Transformation Format (8-bit) UTF-8 is a type of Unicode, which is a character, set supported across many commonly used software applications and operating systems. Unicode Transformation Format (8-bit) (UTF-8) is a multibyte encoding in which each character can be encoded in as little as one byte and as many as four bytes. Most Western European languages require less than two bytes per character. Greek, Arabic, Hebrew, and Russian require an average of 1.7 bytes. Japanese, Korean, and Chinese typically require three bytes per character. Such Unicode is important to ensure that universal characters/foreign characters are supported. After 31 December, 2003, all certificates were required to use UTF8String encoding for subject names.

Vettor: A person that verifies the information provided by a person applying for a certificate.

Visa Certificate Authority: This is comprised of the Root Certificate Authority (CA) and the Issuing Certificate Authorities (CAs), subordinate to the Root CA that are at the top of the Visa PKI. The Root CA is an offline CA that only issues certificates to Intermediate CAs. The Intermediate CAs may be either offline or online and issue certificates to the following Subscribers:

- End-Entities, that is, individuals associated directly with, or through, the agents of the Visa Regional Business Units, clients, or their agents
- Certificate Authorities, that is Regional Business Units or clients only

Visa Public Key Infrastructure or Visa PKI: This is an X.509 PKI implemented by Visa for issuing and managing digital certificates to be used in conjunction with Visa products and services. This PKI consists of a hierarchy of entities called CAs that issue certificates to Subscribers (that is, End-Entities or other CAs) within the hierarchy. The term Visa PKI is used to refer to all Subscribers from the Root CA all the way down to the lowest level End-Entity.

Visa Products and Services: Visa programs that are associated with the Visa-Owned Mark. These include both the products and the underlying services operated by Visa or its agents that are used to support these products.

Visa Smart Debit/Credit: Visa's chip-based payment program.

Vulnerability: Weaknesses in a safeguard or the absence of a safeguard.

X.500: Specification of the directory service required to initially support X.400 email but commonly used by other applications.

X.501 PrintableString: String format for representing names, such as Common Name (CN), in X.509 certificates. The encoding of a value in this syntax is the string value itself; an arbitrary string of printable characters. The characters included in this set include:

A, B,..., Z

a, b,..., z

0, 1,..., 9

(space) ' () + , - . / : = ?.

X.509: An International Organization for Standardization (ISO) standard that describes the basic format for digital certificates.

1.6.2. Acronyms

Acronym	Spelled Out Form
BIN	Bank Identification Number used for VSDC PKI processing
BRP	Business Recovery Plan
Business Group	Visa designation for distributed business locations
CA	Certificate Authority
Client	A financial institution, processor, or acquirer which has a service agreement with Visa
CP	Certificate Policy

Acronym	Spelled Out Form
CPS	Certification Practice Statement
CRF	Cryptographic Review Forum
CRL	Certificate Revocation List
DN	Distinguished Name
EAS Application	Extended Access Server application
EAL	Evaluation Assurance Level
ECC	Elliptic curve cryptography
EMV	EuroPay, MasterCard, Visa chip card specification
FIPS	Federal Information Processing Standard
HSM	Host Security Module
HTTP	Hypertext Transfer Protocol
IETF	Internet Engineering Task Force
Information Delivery	Visa's Online PKI certificate authorities VICA1 and VICA2 have been deprecated and succeeded by Internal Issuing CA (VICA3) and External Issuing CA (VICA4) respectively.
IPK	Visa Smart Debit/Credit formatted Issuer Public Key certificate
ITU	International Telecommunications Union
LDAP	Lightweight Directory Access Protocol
OCSP	Online Certificate Status Protocol
PIN	Personal Identification Number
PKCS	Public-Key Cryptography Standards
PKI	Public Key Infrastructure
PKIX	Public Key Infrastructure Extensions
RA	Registration Authority
RA	Manager Business Group PKI management support personnel
Requester	An authorized member of an approved Visa client, processor or acquirer who may request a certificate
Reviewer	See GIS Reviewer
Reviewer Checklist	List used by the GIS Reviewer to complete the annual Validation review
RFC	Request for Comment
RSA	Rivest, Shamir, Adleman
S/MIME	Secure Multipurpose Internet Mail Extension
SHA	Secure Hash Algorithm
Smart Card	Electronic identity and authorization card used by Information Delivery Vectors to access and approve certificate requests
SSL/TLS	Secure Sockets Layer/Transport Layer Security
Subscriber	See Requester
Tracking Number	A Business Group number system used to track submitted certificates for the VSDC PKI request process
URI	Uniform Resource Identifier
URL	Uniform Resource Locator
Vettor	Visa employee or contractor who processes a certificate request
Vettor Agreement Statement	Annual form signed by the Vettor attesting to his/her responsibilities as a Vettor
VOL Application	Visa Online access application
VSDC	Visa Smart Debit/Credit
VSDC PKI	Visa Smart Debit/Credit Online PKI

1.6.3. References

- National Institute of Standards and Technology (NIST) Special Publication SP800-88
- Internet Engineering Task Force (IETF) Public Key Infrastructure Extension (PKIX) Internet X.509 Public Key Infrastructure Certificate Policy (CP) and CPS Framework (also known as Request for Comment (RFC) 3647)

- Federal Information Processing Standard (FIPS) Publication (PUB) 140-2
- International Standards Organization (ISO) 9564-1 and International Standards Organization (ISO) 11568-5
- Public Key Cryptography Standard (PKCS) #7
- Internet Engineering Task Force (IETF) Public Key Infrastructure Extensions (PKIX) Certificate and Certificate Revocation List (CRL) Profile, as defined in Request for Comment (RFC) 3280
- Internet Engineering Task Force (IETF) Public Key Infrastructure Extensions (PKIX) Request for Comment (RFC) 3647, “Internet X.509 Public Key Infrastructure (PKI) Certificate and Certificate Revocation List (CRL) Profile,” dated December 2005
- RSA (1024 bit modulus or higher) algorithm in accordance with Public Key Cryptography Standard (PKCS) #1
- Secure Hash Algorithm (SHA-1, SHA-2) algorithm in accordance with Federal Information Processing Standard (FIPS) Publication (PUB) 180-4 2012
- Internet Protocol Security/ Virtual Private Network (IPsec/VPN)
- CA/Browser Forum Baseline Requirements for the Issuance and Management of Publicly-Trusted Certificates

1.6.4. Conventions

The document conventions used in this guide are shown in the following table.

Table 1–1: Document Conventions

Document Convention	Purpose In This Guide
Bold	Used for:
<i>Italics</i>	Used for:
NOTE:	Gives more information about the preceding topic.
IMPORTANT	Highlights important information in the text.
EXAMPLE	Helps to support or explain a general statement.
n/a	Stands for <i>not applicable</i> . Also used to indicate that there is not any information.
Courier typeface	Used for email addresses and for URLs.
Letter Gothic	Used to recreate screen captures and sample report layouts.
”text in quote marks”	Used to refer to section names in a chapter.

2. PUBLICATION AND REPOSITORY RESPONSIBILITIES

- Visa Information Delivery Root, Intermediates, and Issuing Certificate Authorities (CAs)
- Visa Smart Debit/Credit (VSDC) Certificate Authorities (CAs)
- Visa Public ECC Root CA and Issuing Certificate Authorities (CAs)
- Visa Public RSA Root CA and Issuing Certificate Authorities (CAs)
- Visa TLS Root CA and Issuing Certificate Authorities (CAs)

2.1. Repositories

An electronic copy of the Visa CP is available on a 24x7 basis at <http://visa.com/pki> or by emailing a request for an electronic copy to the Chairman of the Visa CRF, as described in Chapter 1, INTRODUCTION.

Each Certificate Authority (CA) has one repository of record that holds certificates and Certificate Revocation Lists (CRLs) within the Certificate Authority's (CAs) database.

Certificate revocation information from CRLs is published by the appropriate Certificate Authority (CA) in accordance with the requirements of "Certificate Revocation and Suspension" and "Key Escrow and Recovery".

Visa provides Online Certificate Status Protocol (OCSP) services as described within this CPS.

2.2. Publication of Information

- Visa Information Delivery Root, Intermediates, and Issuing Certificate Authorities (CAs)
- Visa Smart Debit/Credit (VSDC) Certificate Authorities (CAs)
- Visa Public ECC Root CA and Issuing Certificate Authorities (CAs)
- Visa Public RSA Root CA and Issuing Certificate Authorities (CAs)
- Visa TLS Root CA and Issuing Certificate Authorities (CAs)

Subscribers are notified that a Certificate Authority (CA) publishes information submitted by them to publicly accessible directories in association with certificate status information. The publication of this information must be within the limits of "Privacy of Personal Information" and "Intellectual Property Rights". The Certificate, Online Certificate Status Protocol (OCSP) responders, and Certificate Revocation List (CRL) publication must be in accordance with the various sections in Chapter 4, CERTIFICATE LIFE-CYCLE OPERATIONAL REQUIREMENTS.

A Certificate Authority (CA) reserves the right to make available and publish information about its operations consistent with the Visa Certificate Policy (CP). A Certificate Authority (CA) may refrain from making publicly available certain subcomponents and elements of documents, such as certain security controls, procedures related with the Certificate Authority (CA), RA, and any other components of the environment.

Certificate Authorities (CAs) must provide full text version of this Certification Practice Statement (CPS) when necessary for the purposes of audit or as required by law.

2.3. Time or Frequency of Publication

Visa reviews and updates the CPS for required compliance changes annually. Any changes to the CPS must be submitted to the CRF for approval as defined in “Policy Administration”.

Certificate information shall be distributed and/or published promptly upon issuance. Maximum time limits and frequency of certificate and CRL publishing are described in Chapter 4, CERTIFICATE LIFE-CYCLE OPERATIONAL REQUIREMENTS of this CPS.

2.4. Access Controls on Repositories

- Visa Information Delivery Root, Intermediates, and Issuing Certificate Authorities (CAs)
- Visa Smart Debit/Credit (VSDC) Certificate Authorities (CAs)
- Visa Public ECC Root CA and Issuing Certificate Authorities (CAs)
- Visa Public RSA Root CA and Issuing Certificate Authorities (CAs)
- Visa TLS Root CA and Issuing Certificate Authorities (CAs)

Certificate Authorities (CAs) may keep access to its public repository available to RPs in order to validate the certificates it has issued. Certificate Authorities (CAs) may limit or restrict access to its services such as the publication of status information on external databases and private directories.

Certificate Authorities (CAs) must include within its End-Entity certificates the Uniform Resource Locator (URL) of the website where the CRL is published.

3. IDENTIFICATION AND AUTHENTICATION

This chapter describes the requirements for authentication of the certificate requester. In cases where the certificate requester is not the Subscriber, it also describes the requirements for establishing that the certificate requester is authorized to submit the request on behalf of the Subscriber.

In all cases, the certificate request must be submitted by an individual either on his own behalf or on the behalf of an application, server, or device that will use the certificate.

3.1. Naming

- Visa Information Delivery Root, Intermediates, and Issuing Certificate Authorities (CAs)
- Visa Smart Debit/Credit (VSDC) Certificate Authorities (CAs)
- Visa Public ECC Root CA and Issuing Certificate Authorities (CAs)
- Visa Public RSA Root CA and Issuing Certificate Authorities (CAs)
- Visa TLS Root CA and Issuing Certificate Authorities (CAs)

3.1.1. Types of Names

Each certificate must have a name for the Subscriber in the certificate Distinguished Name (DN) field. The DN must not be blank and must use printable characters, for example X.501 printableString, IA5String, or Unicode Transformation Format (UTF8) name.

Subscribers may use an alternative name in the Subject Alternative Name (SAN) extension field.

The Subject names in a Certificate Authority (CA) issued certificate must comply with the X.500 Distinguished Name (DN) form.

Distinguished Names (DN) Restrictions

The name by which a Subscriber is known to Visa, Visa business groups, or Visa client must be used.

Subscribers must not use fictitious names.

Certificates that contain wildcard characters (“wildcard certificates”) may be signed with the following restrictions:

- The naming convention of *...com is used (for example, .VOL.VISA.COM)*.
- The application processes transactions at multiple geographic locations where “application session stickiness” is required (for example, active/active at multiple data centers).
- No more than 100 servers or containers shall use a single wildcard certificate.

Server certificates that contain a domain name not owned by Visa (“foreign entity certificates”), for example, server_name.BankX.com, may be signed and require the following:

- Signed written permission by an authorized officer from the company

Restriction of Use of Domain Names, Email Addresses and Registered Names

Using domain names, email address, and registered names has certain restrictions:

- The use of a domain name is restricted to the legal owner of that domain name.
- The use of an email address is restricted to the legal owner of that email address.
- The use of a registered name is restricted to the legal owner of that registered name.

3.1.2. Need for Names to be Meaningful

3.1.3. Anonymity or Pseudonymity of Subscribers

3.1.4. Rules for Interpreting Various Name Forms

3.1.5. Uniqueness of Names

3.1.6. Recognition, Authentication, and Role of Trademarks

3.2. Initial Identity Validation

- Visa Information Delivery Root, Intermediates, and Issuing Certificate Authorities (CAs)
- Visa Smart Debit/Credit (VSDC) Certificate Authorities (CAs)
- Visa Public ECC Root CA and Issuing Certificate Authorities (CAs)
- Visa Public RSA Root CA and Issuing Certificate Authorities (CAs)
- Visa TLS Root CA and Issuing Certificate Authorities (CAs)

3.2.1. Method to Prove Possession of Private Key

The method to prove possession of a private key must be Public Key Certificate Standard (PKCS) #10 or another cryptographically equivalent format such as a self-signed EMVCo Certificate Request.

3.2.2. Authentication of Organization and Domain Identity

A person authorized to act on behalf of an organization can make an application for the organization to become a Subscriber. The certificate application must include information about that server/device, in a form Certificate Signing Request (CSR), as requested by the relevant Visa Certificate Authority (CA). The application must be provided in a secure manner, that is, secure website, Secure Multipurpose Internet Mail Extension (S/MIME), or equivalent method approved by the relevant Certificate Authority (CA), or through a separate written document appropriately marked as Confidential.

The Registration Authority (RA) handling a request must rely on an existing business process and comply with the requirements set forth in the Visa Vetting Guide Template.

The CA SHALL confirm that, as of the date the Certificate issues, either the CA or a Delegated Third Party has validated each Fully-Qualified Domain Name (FQDN) listed in the Certificate using at least one of the methods listed below.

3.2.2.1. Identity

3.2.2.2. DBA/Tradename

3.2.2.3. Verification of Country

3.2.2.4. Validation of Domain Authorization or Control

The CA SHALL confirm that, as of the date of the certificate issuance, the CA has validated each Fully-Qualified Domain Name (FQDN) listed in the Certificate for non-Visa owned domains using at least one of the methods listed below.

FQDNs may be listed in Subscriber Certificates using dNSNames in the subjectAltName extension or in Subordinate CA Certificates via dNSNames in permittedSubtrees within the Name Constraints extension.

3.2.2.4.1. Validating the Applicant as a Domain Contact

3.2.2.4.2. Email, Fax, SMS, or Postal Mail to Domain Contact Confirm the Applicant's control over the FQDN by sending a Random Value through email, fax, SMS, or postal mail, and receive a confirming response utilizing the Random Value. The Random Value MUST be sent to an email address, fax or SMS number, or postal mail address identified as a Domain Contact.

Each email, fax, SMS, or postal mail MAY confirm control of multiple Authorization Domain Names. The CA MAY send the email, fax, SMS, or postal mail identified under this section to more than one recipient provided that every recipient is identified by the Domain Name Registrar as representing the Domain Name Registrant for every FQDN being verified using the email, fax, SMS, or postal mail.

The Random Value SHALL be unique in each email, fax, SMS, or postal mail.

The Random Value SHALL remain valid for use in a confirming response for no more than 30 days from its creation.

Note: Once the FQDN has been validated using this method, the CA MAY also issue Certificates for other FQDNs that end with all the labels of the validated FQDN. This method is suitable for validating Wildcard Domain Names.*

3.2.2.4.3. Phone Contact with Domain Contact This method has been retired and MUST NOT be used.

3.2.2.4.4. Constructed Email to Domain Contact Confirm the Applicant's control over the FQDN by

1. sending an email to one or more addresses created by using 'admin', 'administrator', 'webmaster', 'hostmaster', or 'postmaster' as the local part, followed by the at-sign ('@'), followed by an Authorization Domain Name,
2. including a Random Value in the email, and
3. receiving a confirming response utilizing the Random Value.

Each email MAY confirm control of multiple FQDNs, provided the Authorization Domain Name used in the email is an Authorization Domain Name for each FQDN being confirmed. The Random Value SHALL be unique in each email.

The email MAY be re-sent in its entirety, including the re-use of the Random Value, provided that its entire contents and recipient SHALL remain unchanged.

The Random Value SHALL remain valid for use in a confirming response for no more than 30 days from its creation.

3.2.2.4.5. Domain Authorization Document

3.2.2.4.6. Agreed-Upon Change to Website This method has been retired and MUST NOT be used.

3.2.2.4.7. DNS Change Confirm the Applicant's control over the FQDN by confirming the presence of a Random Value or Request Token for either a DNS CNAME, TXT, or CAA record for either (i) an Authorized Domain Name, or (ii) an Authorized Domain Name that is prefixed with a label that begins with an underscore character ('_').

3.2.2.4.8. IP Address Confirm the Applicant's control over the FQDN by confirming that the Applicant controls an IP address returned from a DNS lookup for A or AAAA records for the FQDN in accordance with Section 3.2.2.5.

Note: Once the FQDN has been validated using this method, the CA MUST NOT also issue Certificates for other FQDNs that end with all the labels of the validated FQDN unless the CA performs a separate validation for that FQDN using an authorized method. This method is NOT suitable for validating Wildcard Domain Names.

3.2.2.4.9. Test Certificate This method has been retired and MUST NOT be used. Prior validations using this method and validation data gathered according to this method SHALL NOT be used to issue certificates.

3.2.2.4.10. TLS Using a Random Number This method has been retired and MUST NOT be used.

3.2.2.4.11. Other Methods This method has been retired and MUST NOT be used.

3.2.2.4.12. Validating Applicant as a Domain Contact Confirming the Applicant’s control over the FQDN by validating the Applicant is the Domain Contact. This method may only be used if the CA is also the Domain Name Registrar, or an Affiliate of the Registrar, of the Base Domain Name.

Note: Once the FQDN has been validated using this method, the CA MAY also issue Certificates for other FQDNs that end with all the labels of the validated FQDN. This method is suitable for validating Wildcard Domain Names.

3.2.2.4.13. Email to DNS CAA Contact Confirming the Applicant’s control over the FQDN by sending a Random Value via email and then receiving a confirming response utilizing the Random Value. The Random Value MUST be sent to a DNS CAA Email Contact.

Each email MAY confirm control of multiple FQDNs, provided that each email address is a DNS CAA Email Contact for each Authorization Domain Name being validated. The same email MAY be sent to multiple recipients as long as all recipients are DNS CAA Email Contacts for each Authorization Domain Name being validated.

The Random Value SHALL be unique in each email. The email MAY be re-sent in its entirety, including the re-use of the Random Value, provided that its entire contents and recipient(s) SHALL remain unchanged. The Random Value SHALL remain valid for use in a confirming response for no more than 30 days from its creation. The CPS MAY specify a shorter validity period for Random Values.

Note: Once the FQDN has been validated using this method, the CA MAY also issue Certificates for other FQDNs that end with all the labels of the validated FQDN. This method is suitable for validating Wildcard Domain Names.

3.2.2.4.14. Email to DNS TXT Contact Confirming the Applicant’s control over the FQDN by sending a Random Value via email and then receiving a confirming response utilizing the Random Value. The Random Value MUST be sent to a DNS TXT Record Email Contact for the Authorization Domain Name selected to validate the FQDN.

Each email MAY confirm control of multiple FQDNs, provided that each email address is DNS TXT Record Email Contact for each Authorization Domain Name being validated. The same email MAY be sent to multiple recipients as long as all recipients are DNS TXT Record Email Contacts for each Authorization Domain Name being validated.

The Random Value SHALL be unique in each email. The email MAY be re-sent in its entirety, including the re-use of the Random Value, provided that its entire contents and recipient(s) SHALL remain unchanged. The Random Value SHALL remain valid for use in a confirming response for no more than 30 days from its creation.

Note: Once the FQDN has been validated using this method, the CA MAY also issue Certificates for other FQDNs that end with all the labels of the validated FQDN. This method is suitable for validating Wildcard Domain Names.

3.2.2.4.15. Phone Contact with Domain Contact Visa does not support this method.

3.2.2.4.16. Phone Contact with DNS TXT Record Phone Contact Visa does not support this method.

3.2.2.4.17. Phone Contact with DNS CAA Phone Contact Visa does not support this method.

3.2.2.4.18. Agreed-Upon Change to Website v2 Visa does not support this method.

3.2.2.4.19. Agreed-Upon Change to Website – ACME Visa does not support this method.

3.2.2.4.20. TLS Using ALPN Visa does not support this method.

3.2.2.5. Authentication for an IP Address

The CA or RA SHALL confirm for each IP Address listed in the certificate that, as of the date the Certificate was issued, the Applicant has control over the IP Address.

3.2.2.5.1. Agreed-Upon Change to Website Visa does not support this method.

3.2.2.5.2. Email, Fax, SMS, or Postal Mail to IP Address Contact The CA or RA SHALL confirm the Applicant’s control over the IP Address by sending a Random Value via email, fax, SMS, or postal mail and then receiving a confirming response utilizing the Random Value. The Random Value MUST be sent to an email address, fax/SMS number, or postal mail address identified as an IP Address Contact.

Each email, fax, SMS, or postal mail MAY confirm control of multiple IP Addresses.

The CA or RA May send the email, fax, SMS or postal mail identified under this section to more than one recipient provided that every recipient is identified by the IP Address Registration Authority as representing the IP Address Contact being verified using this method.

The Random Value SHALL be unique in each email, fax, SMS, or postal email.

The CA or RA MAY resend the email, fax, SMS, or postal email in its entirety, including re-use of the Random Value, provided that the communication’s entire contents and recipient(s) remain unchanged.

The Random Value SHALL remain valid for use in a confirming response for no more than 30 days from its creation.

3.2.2.5.3. Reverse Address Lookup The CA or RA SHALL confirm the Applicant’s control over the IP Address by obtaining a Domain Name associated with the IP Address through a reverse-IP lookup on the IP Address and then verifying control over the FQDN using a method permitted under BR Section 3.2.2.4.

3.2.2.5.4. Any Other Method CA or RA SHALL NOT perform validations using this method after July 31, 2019. Completed validations using this method SHALL NOT be re-used for certificate issuance after July 31, 2019. Any certificate issued prior to August 1, 2019 containing an IP Address that was validated using any method that was permitted under the prior version of this section 3.2.2.5 MAY continue to be used without revalidation until such certificate naturally expires.

3.2.2.5.5. Phone Contact with IP Address Contact Visa does not support this method.

3.2.2.5.6. ACME “http-01” method for IP Addresses Visa does not support this method.

3.2.2.5.7. ACME “tls-alpn-01” method for IP Addresses Visa does not support this method.

3.2.2.6. Wildcard Domain Validation

Before issuing a Wildcard Certificate, the CA MUST establish that the wildcard character occurs in the first label position to the left of a “registry-controlled” label or “public suffix” (e.g. “*.com”, “*.co.uk”, see RFC 6454 Section 8.2 for further explanation).

If a wildcard would fall within the label immediately to the left of a registry-controlled† or public suffix, CAs MUST refuse issuance unless the applicant proves its rightful control of the entire Domain Namespace. (E.g. CAs MUST NOT issue “*.co.uk” or “*.local”, but MAY issue “*.example.com” to Example Co.).

3.2.2.7. Data Source Accuracy

The CA or RA SHALL prior to using any data source evaluate the source for its reliability, accuracy, and resistance to alteration or falsification.

3.2.2.8. CAA Records

As part of the issuance process, the CA must check for a CAA record for each dNSName in the subjectAltName extension of the certificate to be issued, according to the procedure in RFC 8659, following the processing instructions set down in RFC 8659 for any records found.

CAs are permitted to treat a record lookup failure as permission to issue if:

- the failure is outside the CA’s infrastructure;
- the lookup has been retried at least once; and
- the domain’s zone does not have a DNSSEC validation chain to the ICANN root.

CAs MUST document potential issuances that were prevented by a CAA record in sufficient detail to provide feedback to the CAB Forum on the circumstances, and SHOULD dispatch reports of such issuance requests to the contact(s) stipulated in the CAA iodef record(s), if present. CAs are not expected to support URL schemes in the iodef record other than mailto: or https.

3.2.3. Authentication of Individual Identity

For an application to acquire a Visa Sockets Layer/Transport Layer Security (SSL/TLS) Client certificate must be made by an authorized person. Each Business Group is responsible for defining its vetting process and enforcing its procedures.

A hard copy or electronic copy of the information must be maintained by a RA for audit purposes for a period of two (2) years effective on the publish date of Visa CPS version 3.9.

A request to acquire a Vettor certificate can be made only by designated Visa employees or authorized contractors. Their manager is responsible for vetting their credentials and verifying a background check was completed. The Business Group RA manager or senior manager must notify Certificate Authority (CA) administrators by secure email: PKIPolicy@visa.com that a Vettor's certificate should be issued to the designated individual. The request must be manually vetted by the appropriate Certificate Authority (CA) administrators.

A request to acquire a Certificate Authority (CA) or RA administrator certificate can be made only by designated Visa employees after they complete the appropriate forms and follow the established processes and procedures. Their management is responsible for vetting their credentials and verifying a background check was completed. The Visa Public Key Infrastructure (PKI) Facility Manager or their delegate must notify a Certificate Authority (CA) administrator that an administrator's certificate should be issued to the designated individual. The request must be manually vetted by the appropriate Certificate Authority (CA) administrators.

The Subscriber is responsible for:

- Generating a request that meets PKI requirements as stated in this Visa CPS
- Delivering an authenticated request to the RA in a secure manner, for example, Secure Multipurpose Internet Mail Extension (S/MIME) or equivalent protected file

The Vettor or Certificate Authority (CA) administrator is responsible, on behalf of a Certificate Authority (CA) for:

- Completing the verification and authorization requirements as stated in, *Visa Vetting Guide Template*.

3.2.4. Non-Verified Subscriber Information

Non verified subscriber information is any certificate information not validated through the requirements set forth in, *Visa Vetting Guide Template*.

3.2.5. Validation of Authority

Authorization to request a certificate will be required to be an official appointment of such (for example, company/organization letter signed by an organizational authority).

Prior to using any data source as a Reliable Data Source, the Vettor SHALL evaluate the source for its reliability, accuracy, and resistance to alteration or falsification. The Vettor SHOULD consider the following during its evaluation:

- The age of the information provided
- The frequency of updates to the information source
- The data provider and purpose of the data collection
- The public accessibility of the data availability
- The relative difficulty in falsifying or altering the data

Databases maintained by the CA Vettor, do not qualify as a Reliable Data Source if the primary purpose of the database is to collect information for the purpose of fulfilling the validation requirements.

Authenticity of the Applicant Representative's certificate request will be verified as stated in *Visa Vetting Guide Template*.

3.2.6. Criteria for Interoperation or Certification

Cross-certification between external Certificate Authorities (CAs) and Visa Certificate Authorities (CAs) is not supported. The Visa PKI hierarchy is a closed PKI.

3.3. Identification and Authentication for Re-Key Requests

The re-key of End-Entity certificates is not supported.

3.3.1. Identification and Authentication for Routine Re-key

Not applicable.

3.3.2. Identification and Authentication for Re-key After Revocation

Not applicable.

3.4. Identification and Authentication for Revocation Request

Certificate Authorities (CAs) or RAs authenticate a request for revocation of a certificate in the same way as they submit a certificate request. Certificate Authorities (CAs) or RAs must keep a record of the type and details of the revocation request including the identity and authentication of the requesting person for at least two (2) years.

4. CERTIFICATE LIFE-CYCLE OPERATIONAL REQUIREMENTS

4.1. Certificate Application

The procedures and requirements with respect to an application for a certificate are set out in this Certification Practice Statement (CPS) and have Business Group's specific components. An application for a certificate does not obligate the Certificate Authority (CA) Vettor to issue a certificate.

Application for End-Entity Certificate

The certificate application must follow the requirements described in "Initial Identity Validation", as well as fulfill the requirements of any applicable agreement.

Each application must be accompanied by:

- Proof of authorization for any requested certificate attributes if other than those allowed for the type of certificate being requested, such as Subject Alternate Names (SANs) and other extended key usages
- A properly formatted Public Key Certificate Standard (PKCS) #10 certificate request or equivalent

Application for Certificate Authority (CA) and Registration Authority (RA) administrators and Vettor certificates must follow the requirements listed in "Procedural Controls".

Required Information for a Certificate Request

Any Subscriber information must be complete, validated, and accurate with full disclosure of all required information in connection with a certificate request. The Subscriber information must be validated by one of the following:

- Registration Authority (RA) Manager(s)
- Vettors
- Certificate Authority (CA) Administrators

Subscribers Agreement or Equivalent Documentation

Subscribers registering for a Visa product or service using a Visa-issued certificate must be required to consent to a Subscribers Agreement or equivalent documentation; prior to certificate issuance.

4.1.1. Who Can Submit a Certificate Application

Below is a list of roles authorized to submit certificate applications:

- An authorized representative of an Organization or entity that have a current business relationship with Visa, Inc.
- Any individual who is the subject of the certificate
- Any authorized representative of an Organization or entity
- Any authorized representative of a CA
- Any authorized representative of an RA

4.1.2. Enrollment Process and Responsibilities

All end-user Certificate Subscribers shall consent to the Subscriber Agreement and complete the enrollment process consisting of:

- Completing the Certificate Application form and providing true and correct information, generating, or arranging to have generated, a key pair.
- Delivering an owned public key, directly or through an RA, to Visa certificate authorities.
- Demonstrating possession and/or exclusive control of the private key corresponding to the public key delivered to Visa.

4.2. Certificate Application Processing

4.2.1. Performing Identification and Authentication Functions

A Certificate Authority (CA) or RA must perform identification and authentication procedures to validate a certificate request. Vectors shall perform identification and authentication of required Subscriber information as stated in “Initial Identity Validation”.

The CA MAY use the documents and data provided in Section 3.2 to verify certificate information, provided that the CA obtained the data or document from a source specified under Section 3.2 no more than 825 days prior to issuing the Certificate. For the validation of Domain Names and IP Addresses according to Section 3.2 any reused data, document, or completed validation must be obtained no more than 398 days prior to issuing the Certificate.

4.2.2. Approval or Rejection of Certificate Applications

A Certificate Authority (CA) or RA must notify a Subscriber that the request has been rejected or accepted. If accepted, the Certificate Authority (CA) must create a certificate and provide the Subscriber with access to the certificate.

CA’s SHALL NOT issue certificates containing Internal Names or Reserved IP Addresses (see Section 3.2.2.4 or Section 3.2.2.5).

4.2.3. Time to Process Certificate Applications

The period of time between receiving a valid request for a certificate, the validation and the issuance and publishing of a certificate must be within the defined Service Level Agreements (SLA) for the relevant Certificate Authority (CA).

4.2.4. Certificate Authority (CAA) record

Visa Certificate Authorities validates Certificate Authority (CAA) DNS Resource Records for server certificates FQDN in publicly trusted certificates as described in section 3.2.2.8. Visa CA’s Issuer Domain Names recognized in “issue” and “issuwild” CAA record is “VISA.COM”.

Visa MAY not check for CAA records:

- If Visa is the DNS (as defined in RFC 7719) of the domain’s DNS
- CAA checking is optional for certificates issued by a Technically Constrained Subordinate CA Certificate as set out in Baseline Requirements section 7.1.5, where the lack of CAA checking is an explicit contractual provision in the contract with the Applicant.
- CAA checking is optional for certificates for which a Certificate Transparency pre-certificate was created and logged in at least two public logs, and for which CAA was checked.

Visa treats a record lookup failure as permission to issue if:

- The failure is outside the CA’s infrastructure;
- The lookup has been retried at least once;
- and the domain’s zone does not have a DNSSEC validation chain to the ICANN root

4.3. Certificate Issuance

4.3.1. CA Actions during Certificate Issuance

A certificate is created and issued following the approval of a certificate request by authorized individuals or following receipt of an RA's request to issue the Certificate. Certificates are issued based on the information in a certificate request, validation of the requestor and information provided, and approval of the certificate request.

4.3.2. Notification to Subscriber by the CA of Issuance of Certificate

Visa shall, either directly or through an RA, notify Subscribers that their certificates are available. Certificates shall be made available to end-user Subscribers, either by allowing them to download them from a web site or via a message sent to the Subscriber containing the Certificate.

4.4. Certificate Acceptance

4.4.1. Conduct Constituting Certificate Acceptance

By accepting and using the certificate the Subscriber agrees to comply with the terms of any policies referenced within the certificate.

4.4.2. Publication of the Certificate by the CA

A Certificate Authority (CA) is responsible for repository and publication functions. A Certificate Authority (CA) must publish certificates in a repository based on the certificate publishing practices defined in this Visa CPS or for VSDC make certificate information available as necessary through ad hoc reporting.

4.4.3. Notification of Certificate Issuance by the CA to Other Entities

4.5. Key Pair and Certificate Usage

4.5.1. Subscriber Private Key and Certificate Usage

A Certificate Authority (CA) must only use its private key to sign certificates and Certificate Revocation Lists (CRLs) for use with production implementations of Visa products and services. A Certificate Authority (CA) must not transfer its private key from the platform on which it was generated to another platform (except for business recovery or load-balancing purposes) unless it obtains prior written permission from the Visa Cryptographic Review Forum (CRF). A Certificate Authority (CA) must use commercially reasonable efforts to ensure that issued certificates and associated private and public key pairs are used only for functions to access and operate Visa products and services.

Private keys used by a RA for authentication in order to operate the RA applications must not be used for any other purpose.

The Subscriber can only use production certificates issued by an Issuing Certificate Authority (CA) for access to Visa products and services. The certificates must not be used in a test environment unless a variance is obtained from the CRF and the appropriate Certificate Authority (CA) prior to their use. A separate process is available for requesting test certificates.

Publisher Certificate and Usage

A publisher certificate is a certificate with code or document signing extensions. Publisher certificate private keys must be stored in a tamper resistant security module (for example, a smart card).

4.5.2. Relying Party Public Key and Certificate Usage

It is recommended that a Relying Party (RP) verify that a Subscriber's certificate is appropriate for the application prior to use.

Email Encryption and Signing Certificate and Usage

An email encryption certificate is a certificate with email encryption extensions. An email signing certificate is a certificate with email signing extensions. Only the Visa Corporate Email Issuing CA (VCEICA) shall sign email encryption and signing certificates and only for Visa Internal use. Individual email encryption and signing certificates private keys must be stored within Visa Approved Secure Storage

4.6. Certificate Renewal

Certificate renewal is not supported. Any exception to this policy must be approved in writing by the Visa CRF. The exception applies only to the specific instance for which it is requested.

4.6.1. Circumstance for Certificate Renewal

4.6.2. Who May Request Renewal

4.6.3. Processing Certificate Renewal Requests

4.6.4. Notification of New Certificate Issuance to Subscriber

4.6.5. Conduct Constituting Acceptance of a Renewal Certificate

4.6.6. Publication of the Renewal Certificate by the CA

4.6.7. Notification of Certificate Issuance by the CA to Other Entities

4.7. Certificate Re-Key

4.7.1. Circumstance for Certificate Renewal

Re-Key of End-Entity certificates is not supported.

Any exception to this policy whereby an existing key pair is reused to obtain another certificate for the same entity must be approved in writing by the Visa CRF. The approval applies only to the specific instance for which it is requested.

4.7.2. Who May Request Certification of a New Public Key

4.7.3. Processing Certificate Re-keying Requests

4.7.4. Notification of New Certificate Issuance to Subscriber

4.7.5. Conduct Constituting Acceptance of a Re-keyed Certificate

4.7.6. Publication of the Re-keyed Certificate by the CA

4.7.7. Notification of Certificate Issuance by the CA to Other Entities

4.8. Certificate Modification

Certificate Modification is Not Supported.

4.8.1. Circumstance for Certificate Modification

No Stipulation.

4.8.2. Who May Request Certificate Modification

No Stipulation.

4.8.3. Processing Certificate Modification Requests

No Stipulation.

4.8.4. Notification of New Certificate Issuance to Subscriber

No Stipulation.

4.8.5. Conduct Constituting Acceptance of Modified Certificate

No Stipulation.

4.8.6. Publication of the Modified Certificate by the CA

No Stipulation.

4.8.7. Notification of Certificate Issuance by the CA to Other Entities

No Stipulation.

4.9. Certificate Revocation and Suspension

- Visa Information Delivery Root, Intermediates, and Issuing Certificate Authorities (CAs)
- Visa Smart Debit/Credit (VSDC) Certificate Authorities (CAs)
- Visa Public ECC Root CA and Issuing Certificate Authorities (CAs)
- Visa Public RSA Root CA and Issuing Certificate Authorities (CAs)
- Visa TLS Root CA and Issuing Certificate Authorities (CAs)

4.9.1. Circumstances for Revocation

A certificate must be revoked or otherwise invalidated under any of the following circumstances:

- When a Subscriber fails to comply with obligations set forth in the Visa Certificate Policy (CP) or this Visa CPS.
- When the basis for any information in the certificate changes.
- When a change in the business relationship under which the certificate was issued.
- When a Subscriber is no longer participating in the Visa product or service for which the certificate was issued.
- Upon suspected or known compromise of the private key or the media holding the key.
- Upon termination of a Subscriber.
- When the certificate has been issued to an ineligible Subscriber.
- When a Subscriber no longer needs access to Visa products or services.

4.9.1.1. Reasons for Revoking a Subscriber Certificate

The CA SHALL revoke a Certificate within 24 hours if one or more of the following occurs:

1. The Subscriber requests in writing that the CA revoke the Certificate without specifying a CRLReason (CRLReason “unspecified (0)” which results in no reasonCode extension being provided in the CRL);
2. The Subscriber notifies the CA that the original certificate request was not authorized and does not retroactively grant authorization (CRLReason #9, privilegeWithdrawn);
3. The CA obtains evidence that the Subscriber’s Private Key corresponding to the Public Key in the Certificate is Compromise or no longer complies with the requirements of Sections 6.1.5 and 6.1.6 (CRLReason #1, keyCompromise);
4. The CA is made aware of a demonstrated or proven method that can easily compute the Subscriber’s Private Key based on the Public Key in the Certificate (such as a Debian weak key, see <https://wiki.debian.org/SSLkeys>) (CRLReason #1, keyCompromise);
5. The CA obtains evidence that the Certificate was misused (CRLReason #9, privilegeWithdrawn);

6. The CA is made aware that a Subscriber has violated one or more of its material obligations under the Subscriber Agreement or Terms of Use (CRLReason #9, privilegeWithdrawn);
7. The CA is made aware of any circumstance indicating that use of a Fully-Qualified Domain Name or IP address in the Certificate is no longer legally permitted (e.g. a court or arbitrator has revoked a Domain Name Registrant's right to use the Domain Name, a relevant licensing or services agreement between the Domain Name Registrant and the Applicant has terminated, or the Domain Name Registrant has failed to renew the Domain Name) (CRLReason #5, cessationOfOperation);
8. The CA is made aware that a Wildcard Certificate has been used to authenticate a fraudulently misleading subordinate Fully-Qualified Domain Name (CRLReason #9, privilegeWithdrawn);
9. The CA is made aware of a material change in the information contained in the Certificate (CRLReason #9, privilegeWithdrawn);
10. The CA is made aware that the Certificate was not issued in accordance with these Requirements or the CA's Certificate Policy or Certification Practice Statement (CRLReason #4, superseded);
11. The CA determines that any of the information appearing in the Certificate is inaccurate or misleading (CRLReason #9, privilegeWithdrawn);
12. The CA ceases operations for any reason and has not made arrangements for another CA to provide revocation support for the Certificate (CRLReason #9, privilegeWithdrawn);
13. The CA's right to issue Certificates under these Requirements expires or is revoked or terminated, unless the CA has made arrangements to continue maintaining the CRL/OCSP Repository (CRLReason #9, privilegeWithdrawn);
14. The CA is made aware of a possible compromise of the Private Key of the Subordinate CA used for issuing the Certificate (CRLReason #1, keyCompromise);
15. Revocation is required by the CA's Certificate Policy and/or Certification Practice Statement for a reason that is not otherwise required to be specified by this section 4.9.1.1 (CRLReason "unspecified (0)" which results in no reasonCode extension being provided in the CRL);
16. The technical content or format of the Certificate presents an unacceptable risk to Application Software Suppliers or Relying Parties (CRLReason #9, privilegeWithdrawn);
17. When a Subscriber fails to comply with obligations set out in this Visa CP or in the Visa CPS (CRLReason #9, privilegeWithdrawn);
18. When the basis for any information in the certificate changes (CRLReason #9, privilegeWithdrawn);
19. When the business relationship under which the certificate was issued changes (CRLReason #9, privilegeWithdrawn);
20. When a Subscriber is no longer participating in the Visa product or service for which the certificate was issued (CRLReason #9, privilegeWithdrawn);
21. Upon suspected or known compromise of the private key or of the media holding the key (CRLReason #1, keyCompromise);
22. Upon notification of termination of an employee or Subscriber (CRLReason #9, privilegeWithdrawn);
23. When the certificate has been issued to an ineligible Subscriber (CRLReason #9, privilegeWithdrawn);
24. When a Subscriber no longer needs access to Visa products or services (CRLReason #9, privilegeWithdrawn);

4.9.1.2. Reasons for Revoking a Subordinate CA Certificate

1. The Subordinate CA requests revocation in writing;
2. The Subordinate CA notifies the Issuing CA that the original certificate request was not authorized and does not retroactively grant authorization;
3. The Issuing CA obtains evidence that the Subordinate CA's Private Key corresponding to the Public Key in the Certificate suffered a Key Compromise or no longer complies with the requirements of Sections 6.1.5 and 6.1.6,
4. The Issuing CA obtains evidence that the Certificate was misused;
5. The Issuing CA is made aware that the Certificate was not issued in accordance with or that Subordinate CA has not complied with this CP or the applicable Certificate Policy or Certification Practice Statement;
6. The Issuing CA determines that any of the information appearing in the Certificate is inaccurate or misleading;
7. The Issuing CA or Subordinate CA ceases operations for any reason and has not made arrangements for another CA to provide revocation support for the Certificate;
8. The Issuing CA's or Subordinate CA's right to issue Certificates under these Requirements expires or is revoked or terminated, unless the Issuing CA has made arrangements to continue maintaining the CRL/OCSP Repository;

9. Revocation is required by the Issuing CA's Certificate Policy and/or Certification Practice Statement; or
10. The technical content or format of the Certificate presents an unacceptable risk to Application Software Suppliers or Relying Parties (e.g. the CA/Browser Forum might determine that a deprecated cryptographic/signature algorithm or key size presents an unacceptable risk and that such Certificates should be revoked and replaced by CAs within a given period of time).

4.9.2. Who Can Request Revocation

The revocation of a certificate may only be requested by:

- The Subscriber to whom the certificate is issued. If requesting revocation, the Subscriber to whom the certificate is issued must notify the Business Group/Application Vettor.
- An authorized client supervisor or manager on behalf of a Subscriber.
- An RA associated with the Issuing Certificate Authority (CA).
- The Issuing Certificate Authority (CA).

4.9.3. Procedure for Revocation Request

A Certificate Authority (CA) must make certificate revocation data available to Subscribers or RPs. The notice of revocation must be posted to a Certificate Revocation List (CRL) within the time limits stated in this Visa CPS. The address of the CRL must be defined in the certificate.

All requests for revocation must be submitted to the Certificate Authority (CA) or RA or vettors authorized to act on behalf of subscribers and VISA's clients. The revocation request and any resulting actions taken by the Certificate Authority (CA) must be recorded and retained for a minimum of two (2) years

Suspected Private Key compromise, fraud, or any matter related to certificate compromise or fraud must be reported to PKIPolicy@visa.com.

Visa responds to revocation requests and other requests on a 24x7 basis.

Subscribers must follow the Certificate Revocation procedures in the Visa Certificate Policy located at <http://www.visa.com/pki>.

Suspension of Certificates Pending Revocation Validation

The Certificate Authority (CA) or RA may, at its discretion, suspend a certificate immediately upon notification of a revocation request.

4.9.4. Revocation Request Grace Period

The revocation grace period is the maximum period available within which the Subscriber must make a revocation request upon suspicion of compromise. The grace period cannot extend beyond one (1) Visa business day for the relevant geographical location.

A Certificate Authority (CA) reserves the right to not re-issue a certificate if the grace period was not respected (that is, negligence on behalf of the Subscriber).

4.9.5. Time Within Which CA Must Process the Revocation Request

The CA SHALL **begin investigation** of a SSL/TLS Certificate Problem or a certificate revocation request within twenty-four hours of receipt, and decide whether revocation or other appropriate action is warranted based on at least one of the following criteria:

1. The nature of the alleged problem;
2. The number of Certificate Problem Reports received about a particular Certificate or Subscriber;
3. The entity making the complaint (for example, a complaint from a law enforcement official that a Web site is engaged in illegal activities should carry more weight than a complaint from a consumer alleging that they didn't receive the goods they ordered); and
4. Relevant legislation.

Revocation entries on a CRL or OCSP Response MUST NOT be removed until after the Expiry Date of the revoked Certificate.

S/MIME certificates are revoked upon due process through HR notification to the relevant parties.

4.9.6. Revocation Checking Requirement for Relying Parties

Certificate Authorities (CAs) synchronizes their CRL issuance and publishing with a web server to ensure the most recent CRL is available to RPs.

It is the Relying Party's responsibility to check the status of all certificates in the certificate validation chain against current Certificate Revocation Lists (CRLs) or OCSP responder, prior to their use, including the authenticity and integrity of CRLs or OCSP responder. If the RP caches the CRL, it must retrieve a 'fresh' CRL at least once a day.

CRLs are available on the Uniform Resource Locators (URLs): <http://enroll.visaca.com/>.

OCSP responders are available on the Uniform Resource Locators (URLs): <http://ocsp.visa.com/ocsp>

The CRL distribution points are identified in every certificate.

4.9.7. CRL Issuance Frequency

- Visa Information Delivery Root, Intermediates, and Issuing Certificate Authorities (CAs)
- Visa Smart Debit/Credit (VSDC) Certificate Authorities (CAs)
- Visa Public ECC Root CA and Issuing Certificate Authorities (CAs)
- Visa Public RSA Root CA and Issuing Certificate Authorities (CAs)
- Visa TLS Root CA and Issuing Certificate Authorities (CAs)

A Certificate Authority (CA) must issue an up-to-date CRL to attest the most current certificate status of all issued certificates. Online active issuing Certificate Authorities (CAs) issue a current CRL at least once every 24 hours. In cases where a Subscriber certificate is revoked, the Certificate Authority (CA) will issue a new CRL.

4.9.8. Maximum Latency for CRLs

No stipulation.

4.9.9. Online Revocation/Status Checking Availability

OCSP responses MUST conform to RFC6960 and/or RFC5019. OCSP responses MUST either:

1. Be signed by the CA that issued the Certificates whose revocation status is being checked.
2. Be signed by an OCSP responder whose Certificate is signed by the CA that issued the Certificate whose revocation status is being checked.

In the second case, the OCSP signing the Certificate MUST contain an extension of type id-pkix-ocsp-nocheck as defined by RFC6960.

Online revocation and other certificate status information are available 24x7 via a web-based repository and OCSP. OCSP certificate status information is also provided to those who contract the OCSP services to check certificate status. The URL for the relevant OCSP Responder is communicated in the certificate.

4.9.10. On-Line Revocation Checking Requirements

A relying party should confirm the validity of a certificate in accordance with "Revocation Checking Requirement for Relying Parties" before relying on the certificate.

OCSP responders operated by the CA SHALL support the HTTP GET method as described in RFC 6960 and/or RFC 5019. The CA MAY process the Nonce extension (1.3.6.1.5.5.7.48.1.2) in accordance with RFC 8954.

For the status of Subscriber Certificates:

- The CA SHALL update information provided through an Online Certificate Status Protocol at least every four days. OCSP responses from this service MUST have a maximum expiration time of ten days.

If the OCSP responder receives a request for the status of a certificate serial number that is “unused”, then the responder SHOULD NOT respond with a “good” status. If the OCSP responder is for a CA that is not Technically Constrained in line with Section 7.1.2.3 or Section 7.1.2.5 the responder MUST NOT respond with a “good” status for such requests.

The CA SHOULD monitor the OCSP responder for requests for “unused” serial numbers as part of its security response procedures.

The OCSP responder MAY provide definitive responses about “reserved” certificate serial numbers, as if there was a corresponding Certificate that matches the Precertificate [RFC6962].

A certificate serial number within an OCSP request is one of the following three options:

1. “assigned” if a Certificate with that serial number has been issued by the Issuing CA, using any current or previous key associated with that CA subject: or
2. “reserved” if a Precertificate [RFC6962] with that serial number has been issued by
 - (a) the Issuing CA: or
 - (b) a Precertificate Signing Certificate [RFC6962] associated with the Issuing CA: or
3. “unused” if neither of the previous conditions are met.

4.9.11. Other Forms of Revocation Advertisements Available

Not applicable.

4.9.12. Special Requirements Related to Key Compromise

Visa will make reasonable efforts to notify potential Relying Parties if it discovers, or has reason to believe there has been a compromise of the private key.

4.9.13. Circumstances for Suspension

The Repository MUST NOT include entries that indicate that a Certificate is suspended.

A certificate may be suspended or revoked whenever any of the conditions in “Circumstances for Revocation” are suspected or known. A Certificate Authority (CA) may, at its discretion, suspend a certificate rather than revoke it immediately pending validation of the revocation request.

4.9.14. Who Can Request Suspension

The suspension of a certificate may only be requested by:

- The Subscriber to whom the certificate is issued. If requesting suspension, the Subscriber to whom the certificate is issued must notify the Business Group/Application Vettor.
- An authorized client supervisor or manager on behalf of a Subscriber.
- An RA associated with the Issuing Certificate Authority (CA).

4.9.15. Procedure for Suspension Request

The procedures and requirements with respect to the suspension of a certificate are the same as those for revocation described in “Circumstances for Revocation” through “Revocation Checking Requirement for Relying Parties”.

4.9.16. Limits on Suspension Period

If a certificate is suspended pending verification of a revocation request, the suspension period must be appropriate to the period needed to validate the revocation request.

At the end of the suspension period, the Certificate Authority (CA) must make a determination regarding whether the certificate will be reinstated, the suspension period extended, or the certificate revoked.

4.10. Certificate Status Services

4.10.1. Operational Characteristics

Certificate status information is available via CRL and OCSP responder as stated in “Revocation Checking Requirement for Relying Parties”. Revocation entries on a CRL or OCSP Response MUST NOT be removed until after the Expiry Date of the revoked Certificate.

4.10.2. Service Availability

CRL and OCSP will provide a response time of ten seconds or less under normal operating conditions.

4.10.3. Optional Features

OCSP is an optional status service feature that is not available for all certificate types and is enabled for all certificates.

4.11. End of Subscription

A Subscriber’s subscription service ends if its certificate expires or is revoked or if the business relationship with Visa expires or is terminated.

4.12. Key Escrow and Recovery

4.12.1. Key Escrow and Recovery Policy and Practices

Certificate Authority (CA) private keys must not be escrowed. End-Entity Key Escrow and Recovery Policy and Practices SHALL be followed for S/MIME certificates.

4.12.2. Session Key Encapsulation and Recovery Policy and Practices

Corporate End-Entity key recovery for email encryption may be recovered by documented processes.

5. MANAGEMENT, OPERATIONAL, AND PHYSICAL CONTROLS

5.1. Physical Security Controls

The Certificate Authority (CA) facilities must provide the physical security controls as outlined in this Visa Certification Practice Statement (CPS).

5.1.1. Site Location and Construction

The following requirements and procedures must be implemented:

1. The access control systems must:
 - Be inspected at least semi-annually by qualified personnel
 - Retain documentation for at least a one-year (1-year) period
2. All access control and monitoring systems must be supported with an Uninterruptable Power Supply (UPS) system. The UPS system must:
 - Be inspected at least annually
 - Retain documentation for at least a one-year (1-year) period

5.1.2. Physical Access

1. Visa Public Key Infrastructure (PKI) Certificate Authorities (CAs) must reside in a physically secure environment not used for any business activities unrelated to the management of cryptographic services.
2. To support the objective of protecting against intrusions, the physically secure environment must include a:
 - Data center and/or room with true floor to ceiling walls (slab-to-slab walls)
 - Cage and/or room with locking mechanisms requiring two-person access
 - Use of Host Security Module (HSM) for key protection where possible
 - Storage of smart cards in a safe or other secure manner
3. One or more surveillance cameras must provide continuous monitoring of entry and exit to the physically secure environment. Activation of the recording function must either be continuous or done through a motion detector, which is separate from the intrusion detection system. Continuous lighting must be available for the cameras.
4. Surveillance cameras must monitor activities within the physically secure facility. Under no circumstances can surveillance cameras be configured to allow the monitoring of computer screens, keyboards, or Personal Identification Number (PIN) pads.
5. The physically secure environment must have an intrusion detection system:
 - The intrusion detection system must have 24-hour monitoring.
 - The system must be capable of recording and archiving alarm activity.
 - Alarm activity includes unauthorized entry attempts or any deliberate or inadvertent actions that disable the intrusion detection system.
 - All logged alarm activity information must be reviewed and resolved.
 - Documentation of the review and resolution must be retained for one (1) year.
6. Entrance and exit must require at least the use of individual access proximity cards in conjunction with biometric, requiring at least two authorized individuals, to access the Certificate Authority (CA) physical environment.

7. Physical keys and combination locks can only be used as a secondary access control mechanism:
 - Physical room and bypass keys to locks must be marked so that each individual key can be identified, controlled and accounted for.
 - The distribution and collection of keys must be recorded. A record of individual access for each key must be maintained.
8. When a Personal Identification Number (PIN) or password is recorded, it must be stored in a security container accessible only to authorized personnel.
9. The access control systems must:
 - Be inspected at least quarterly by qualified personnel.
 - The inspection documentation must be retained for at least a one-year (1-year) period to support audit requirements.
10. Physical access to the secure environment containing certificate authority related systems and to the actual secure cryptographic devices(s) must be limited to authorized individuals and a minimum of two-person control. This practice is referred to as split knowledge and dual control.
11. At least two authorized individuals must be present within the physically secure environment. The presence of a single individual for more than 60 seconds will cause an alarm event, the resolution of which must be reviewed and resolved.
12. The door for entrance must not release if the second individual does not complete his authentication within 60 seconds of the first individual. This will cause the system to reset and require the restart of the entry process.
13. Personnel with access to the physically secure environment must not have access to the recorded images. Recorded images must be securely retained for at least ninety (90) days.
14. Visitors (contractors, maintenance personnel, and so on) requiring access to the physically secure environments must be escorted by authorized individuals and sign an access logbook. This log must be maintained within the physically secure facility. This logbook has to include:
 - Date and time in/out
 - Name and signature of visitor
 - Participant's organization or affiliation of visitor
 - Reason for visit or a ticket number

Certificate Authority (CA) Physical Security Logs

- Logs of access must be reviewed on a periodic basis and the review must be documented.
- Access granting, revocation, and review procedures must be documented.
- Alarm events are recorded and must be documented by the facility security function, and reported to the secure room manager.
- The use of any emergency entry or exit mechanism must cause an alarm event.
- A process must exist for synchronizing the time and date stamps of the access, intrusion detection and monitoring (camera) systems to ensure accuracy of logs. Documentation of the synchronization must be retained for at least ninety (90) days.

5.1.3. Power and Air Conditioning

Certificate Authority (CA) facility management must ensure that the power, air conditioning, water exposures, fire prevention and protection, and other environmental controls are sufficient to support the operation of the Certificate Authority (CA) system.

5.1.4. Water Exposure

Certificate Authority (CA) facility management must ensure that the power, air conditioning, water exposures, fire prevention and protection, and other environmental controls are sufficient to support the operation of the Certificate Authority (CA) system.

5.1.5. Fire Prevention and Protection

Certificate Authority (CA) facility management must ensure that the power, air conditioning, water exposures, fire prevention and protection, and other environmental controls are sufficient to support the operation of the Certificate Authority (CA) system.

5.1.6. Media Storage

The PKI must ensure that storage media used by a Certificate Authority (CA) system is protected from environmental threats such as temperature, humidity, and magnetic activity.

5.1.7. Waste Disposal

The PKI must ensure the destruction or sanitization of all confidential media so that the information on the media can no longer be recovered, prior to release for disposal.

5.1.8. Off-site Backup

The PKI Certificate Authorities (CAs) must ensure that facilities used for off-site backup have the same level of security as the primary Certificate Authority (CA) site.

5.2. Procedural Controls

5.2.1. Trusted Roles

A Certificate Authority (CA) requires the separation of critical CA functions. The CA personnel must perform the following functions with separate knowledge and dual control:

- Generation of a new CA key pair.
- Replacement or renewal of a CA key pair.
- Change in the certificate profile security policy as approved by the Visa Change Management Process.

CA administrators must be individually accountable for their actions by a combination of the following physical, electronic, and policy controls:

- Restricted access to facility. Entry and exit must be controlled and monitored.
- Audit logs must record the following:
 - The administrator's activities of logging in and logging out of the operating systems.
 - The administrator's activities of logging in and logging out of the CA application.
 - Certificate creation, issuance, suspension, revocation, and changes by the CA.
- Policy, procedural, and technical controls that require dual access.

Registration Authority (RA) Trusted Roles

The Visa Cryptographic Review Forum (CRF) requires that the Registration Authority (RA) personnel understand their responsibility for the identification and authentication of prospective Subscribers and perform the following functions:

- Acceptance of certificate requests, certificate changes, certificate revocation requests and key recovery requests, if applicable.
- Verification of a Subscriber's identity and authorizations.
- Secure transmission of Subscriber's information to the issuing Certificate Authority (CA).
- Provision of shared secrets, as required, for authenticating Subscribers.
- RA agents (Vettors) issuing SSL/TLS (except S/MIME) certificates must undergo annual compliance to firm their knowledge and responsibilities.

5.2.2. Number of Individuals Required per Task

The Visa Public Key Infrastructure (PKI) must implement the principle of split-knowledge and dual control for the following tasks:

- Generation of a new Certificate Authority (CA) key pair.
- Signing of a root, intermediate or issuing Certificate Authority (CA) certificate.
- Replacement or renewal of a Certificate Authority (CA) key pair.
- Change in the certificate profile security policy as approved by the Visa Change Management Process.
- Starting Certificate Authority (CA) services.
- Activating a Certificate Authority (CA) signing key.

The Visa Public Key Infrastructure (PKI) must have a verification process that provides an oversight of activities performed by privileged Certificate Authority (CA) role-holders.

The activities include issuing certificates, generating keys, and administering the Certificate Authority (CA) configuration settings.

5.2.3. Identification and Authentication for Trusted Roles

Certificate Authority (CA) personnel involved in the operation of a Certificate Authority (CA) must have their identity and authorization verified before they are:

1. Included on the access list for the Certificate Authority (CA) facility
2. Included on the access list for physical access to the PKI system
3. Given appropriate credentials for the performance of their Certificate Authority (CA) operation's role and these credentials must:
 - Be directly attributable to an individual.
 - Not be shared.
 - Be restricted to actions authorized for that role through the use of a combination of Certificate Authority (CA) software, operating system, and procedural controls.

Certificate Authority (CA) operations must be secured using token-based strong authentication and encryption (that is, smart cards).

5.2.4. Roles Requiring Separation of Duties

Roles requiring Separation of duties include (but are not limited to):

- Key recovery requests.
- Generation, issuing or destruction of a CA certificate.
- Loading of a CA to a Production environment.
- Performing duties related to CA key management or CA administration.

5.3. Personnel Controls

The PKI requires that personnel performing duties with respect to the operation of a Certificate Authority (CA) or who are stakeholders in the management of a Certificate Authority (CA) must:

- Be appointed in writing.
- Be bound by the terms and conditions of the role they are to perform.
- Have received appropriate training with respect to the duties they are to perform.
- Be bound not to disclose sensitive Certificate Authority (CA) security-relevant information or Subscriber information.
- Not be assigned duties that may cause conflict with their Certificate Authority (CA) duties.

5.3.1. Qualifications, Experience, and Clearance Requirements

The PKI requires that personnel performing duties with respect to the operation of a Certificate Authority (CA) have adequate qualifications and experience in Public Key Infrastructures (PKIs). Personnel must meet organizational personnel security requirements. Certificate Authority (CA) administrators must have the following:

- General PKI knowledge and training.
- Information Security knowledge.
- Product specific training.
- No major observations in the background check verification.

5.3.2. Background Check Procedures

Background checks must be performed in accordance with Visa's standard organizational Policies and Procedures. People considered for employment are thoroughly screened by an investigative agency:

- Complete criminal background verification
- Complete and verifiable employment history

5.3.3. Training Requirements and Procedures

The Visa CA SHALL maintain records of training and ensure that personnel entrusted with Validation Specialist duties maintain a skill level that enables them to perform such duties satisfactorily.

Vettors engaged in Certificate issuance SHALL maintain skill levels consistent with the Visa CA's training and performance programs.

The Visa CA SHALL document that each Validation Specialist possesses the skills required by a task before allowing the Validation Specialist to perform that task.

The Visa CA SHALL require all Validation Specialists to pass an examination provided by the Visa CA on the information verification requirements outlined in these Requirements.

The PKI must provide comprehensive training for PKI personnel performing duties with respect to the operation of a Certificate Authority (CA). Such training must include at least:

- Information Security and general Public Key Infrastructure (PKI) knowledge
- Certificate Authority (CA) administration and operation
- Certificate Authority (CA) business recovery processes
- Applicable industry and government guidelines.
- Visa Security Compliance training

5.3.4. Retraining Frequency and Requirements

The requirements for training (see "Training Requirements and Procedures") must be kept current to accommodate changes in Certificate Authority (CA) system (software and procedures). Refresher training must be conducted as required and management must review these requirements periodically.

5.3.5. Job Rotation Frequency and Sequence

In the event that there is job rotation, relevant service account passwords must be changed and individual credentials must be deleted.

5.3.6. Sanctions for Unauthorized Actions

In the event of actual or suspected unauthorized action by someone performing duties with respect to the operation of the PKI, the Certificate Authority (CA) Senior Management must request the suspension of the person's access to the PKI immediately until an investigation is conducted. Further action may be recommended regarding employment status.

The PKI must suspend applicable certificates when a Subscriber fails to comply with obligations set out in the Visa Certificate Policy (CP), this CPS, agreements and/or applicable law.

A Certificate Authority (CA) must suspend a certificate if it suspects that conditions may lead to a compromise of keys or certificates. Revocation of certificates depends on the results of an investigation including pertinent documentation.

5.3.7. Independent Contractor Controls

Contracted personnel fulfilling a Visa PKI role are subject to the same personnel controls as Visa employees, described in the Visa Certificate Policy (CP) and this Certification Practice Statement (CPS).

5.3.8. Documentation Supplied to Personnel

The PKI must make available to its Certificate Authority (CA) support personnel the Visa CP, this CPS, and any specific procedures, documents and contracts relevant to their position. This includes Business Recovery Plans (BRPs) and any other document required by personnel to perform their duties.

5.4. Audit Logging Procedures

Audit log files are generated for events relating to the security of the PKI. Security audit logs are automatically collected. When automatic logging fails, a logbook, paper form and other recordings (camera surveillance) must be used. Unauthorized personnel (vendor, guests) must sign in and out. Security audit logs, both electronic and non-electronic, must be retained and made available for compliance audits as required by law.

5.4.1. Types of Events Recorded

Security type events including physical and logical access, process or configuration changes, generating keys, creating certificates, key usage, and any other event that may be required for auditing purposes must be recorded. The types of events are broken into two categories:

- Physical events such as building and room access
- Logical events such as operating system operations and Certificate Authority (CA) system operations

Physical events may use electronic recording and/or logbooks.

Logical events must be recorded automatically in audit logs at the operating-system level and application level.

Physical Events

For physical events, the following information must be recorded:

- Date and time of event
- Identity of entity/entities
- For guest personnel, the purpose for access (that is, maintenance, upgrades, enhancements, repair, and so on)

The following physical events must also be recorded:

- Access room entry and exit
- Alarm activation
- Equipment sign-out and return
- Certificate Authority (CA) system access

Logical Events

Logical events are divided into Operating System and Certificate Authority (CA) System events. For both events the following must be recorded in the form of an audit record:

- Type of event (application system security, and so on)
- Date and time the event occurred
- Success or failure of event
- Identity of the entity and/or operator of the Certificate Authority (CA) that caused the event
- Any details about the event, such as error information or login message type information

If the PKI application supports signing log files, audit logs must be digitally signed to maintain the information's integrity.

Operating System

Login activity must be logged to the system logs or to a separate access log file. System-level activity (root-level activity or equivalent) must be logged, as appropriate, by the operating system's logging facility.

The following list represents audit events that must be monitored under the operating system for both successes and failures:

- Successful and unsuccessful logon events
- Privileged use and escalation of role/account
- System events
- Critical events
- Emergency events
- System restarts

Certificate Authority (CA) System

The following events monitored must be logged for success and for failure:

- Key generation backup, storage, recovery, archival, and destruction
- Cryptographic device lifecycle management event
- Sign an End-Entity certificate
- Sign a Certificate Authority (CA) certificate
- Issue a Certificate Revocation List (CRL)
- Create a new Certificate Authority (CA)
- Import a Certificate Authority (CA) certificate from Public Key Certificate Standard (PKCS) #12
- Create a new administrator
- Create a new Vettor
- Update a Certificate Authority (CA) certificate
- Reinstate a Certificate Authority (CA) certificate
- Suspend a Certificate Authority (CA) certificate
- Revoke a Certificate Authority (CA) certificate
- Reinstate an End-Entity certificate
- Suspend an End-Entity certificate
- Revoke an End-Entity certificate
- Signing of OCSP responses (delegated to Validation Authority)

Validation requirements

Verification of request set forth in the Visa Vetting Guide Template.

General Documentation Requirements

The following information pertaining to a Certificate Authority (CA) will be collected either electronically or manually:

- System configuration changes and maintenance
- Personnel changes
- Discrepancy and compromise reports
- Correspondence with Certificate Authority (CA) related external parties such as software and hardware suppliers and network providers as it relates to system maintenance
- Destruction of media containing key material, activation data, or personal Subscriber information

5.4.2. Frequency of Processing Audit Log

Review of audit logs must be conducted periodically. Significant events must be explained. Such reviews involve verifying that the log has not been tampered with, and thoroughly inspecting log entries for any alerts or irregularities. Actions taken following these reviews must be documented.

5.4.3. Retention Period for Audit Log

The PKI audit logs must be retained for a minimum of two (2) years and in accordance with Visa Key Controls, specifically Records Management.

5.4.4. Protection of Audit Log

The PKI system configuration and procedures must be implemented together to ensure that:

- Only authorized people have read access to the logs
- Only authorized people may archive or delete audit logs
- Audit logs are not modified

The electronic audit log system must include mechanisms to protect the log files from unauthorized viewing, modification, or deletion. The entity performing audit log archive should not have modification rights and procedures must be implemented to protect archived audit data from deletion or destruction.

Manual audit information must be protected from unauthorized viewing, modification, or deletion. These logs must also be placed in a secure area.

5.4.5. Audit Log Backup Procedures

Audit logs and audit summaries must be backed up, as described, in the Business Recovery Plan (BRP), and placed in a secure area. Any such secondary site must provide adequate protection from environmental threats such as temperature, humidity and magnetic activity.

5.4.6. Audit Collection System (Internal vs. External)

Access to the building, room and/or cage, cabinets, and safes where the Certificate Authority (CA) system components are stored and used must be monitored.

Operating System audit processes must be invoked at system startup and end only at operating system shutdown. Certificate Authority (CA) system audit processes must be invoked at Certificate Authority (CA) application startup and must end only at Certificate Authority (CA) system shutdown. If the automated audit system has failed, and the integrity of the system or confidentiality of the information protected by the system is at risk, the PKI determines whether to suspend Certificate Authority (CA) operations until the problem is resolved.

The audit collection system is both manual and automatic, as shown in the following table.

Table 5–1: Audit Collection System

Event Collection Point	Automatic/Manual	Recording Entity
Certificate Authority (CA) Facilities	Automatic/Manual	Proximity cards, video, electronic lock with logging, log sheets.
Operating Systems	Automatic	Operating System.
Certificate Authority (CA) Systems	Automatic	Certificate Authority (CA) software Cryptographic Services.
Registration Authority (RA) Systems	Automatic	Certificate Authority (CA) software Cryptographic Services.
Certificate Enrollment Systems	Automatic	Certificate Authority (CA) software Cryptographic Services.

5.4.7. Notification to Event-Causing Subject

When an event is logged, a notice is not required to be given to the individual or entity that caused the event.

5.4.8. Vulnerability Assessments

Events in the audit process are logged to monitor unauthorized activities, system vulnerabilities, and/or compromises. Following an examination of these monitored events, the PKI performs a vulnerability assessment, makes appropriate recommendations to resolve issues, and takes appropriate action.

Visa performs an annual risk assessment that identifies and assesses reasonably foreseeable internal and external threats that could result in unauthorized access, disclosure, misuse, alteration, or destruction of any certificate data or certificate issuance process.

5.5. Records Archival

5.5.1. Types of Records Archived

The PKI archived records must be sufficiently detailed to monitor the proper operation of a Certificate Authority (CA), Registration Authority (RA), and Certificate Enrollment Services and the validity of any certificate (including those revoked, suspended, or expired) issued by a Certificate Authority (CA).

The following data must be recorded for archive:

- The Visa Public Key Infrastructure (PKI) Key Generation Ceremonies
- Visa Certification Practice Statement (CPS)
- System and equipment configuration
- Modifications and updates to system or configuration
- Certificate, revocation and suspension requests
- Subscriber identity authentication data
- Certificates issued
- Certificate Revocation Lists (CRLs) published
- Certificate Related Audit Log information
- Documentation as required by compliance and auditors
- Documents relating to certificate requests and the verification

5.5.2. Retention Period for Archive

The minimum retention period for archive data is two (2) years. Customer-specific information must be disposed of according to Visa Key Controls.

The minimum retention period for archive data relating to certificate requests, verification and revocation is two (2) years after any certificate based on that documentation ceases to be valid as required by CA/Browser Forum Baseline Requirements.

5.5.3. Protection of Archive

The archive must be protected from unauthorized viewing, modification, or deletion.

The contents of the archive must not be released except as determined by the CRF or as required by law. Records of individual transactions may be released upon request of any Subscribers involved in the transaction or their legally recognized agents. Archive media must be stored in a safe, secure storage facility separate from the Certificate Authority (CA) location.

Documents that have reached their end-of-life status must be destroyed following proper disposition rules based on the classification of the document in accordance with Visa Key Controls.

5.5.4. Archive Backup Procedures

Certificates, Certificate Revocation Lists (CRLs), and cryptographic keys must be backed up as part of a Certificate Authority (CA) host system and Business Recovery Procedures (BRP).

5.5.5. Requirements for Time-Stamping of Records

Certificates, CRLs, and OCSP responders shall contain time and date information. Time information need not be cryptographic-based.

5.5.6. Archive Collection System (Internal or External)

Archive information is collected internally by Visa.

5.5.7. Procedures to Obtain and Verify Archive Information

The PKI must verify the integrity of the archives at least once every year.

5.6. Key Changeover

If a Certificate Authority (CA) certificate renewal is required (for example, due to expiration), the Certificate Authority (CA) must submit a request for renewal to the appropriate Root Certificate Authority (CA) for signature. The Root Certificate Authority (CA) private key must not be used to sign certificates with a lifetime greater than the lifetime of the Root Certificate Authority (CA) private key.

5.7. Compromise and Disaster Recovery

Information pertaining to business recovery for the PKI must be provided in the Business Recovery Plan (BRP).

5.7.1. Incident and Compromise Handling Procedures

Incident and compromise handling procedures must be provided. For the Information Delivery Certificate Authority (CA), this is the Info Delivery PKI Operations Security Procedures & Practices Guide. For eCommerce and Visa Smart Debit/Credit Certificate Authorities, this is the Visa Certification Authority Incident Management Procedures.

5.7.2. Recovery Procedures if Computing Resources, Software, and/or Data are Corrupted

In the event of the corruption of computing resources, including software, and/or data, such an occurrence must be reported to the responsible PKI manager and incident-handling procedures must be enacted immediately. Such procedures require appropriate escalation, incident investigation, and incident response. If necessary, business recovery procedures may be enacted.

5.7.3. Recovery Procedures After Key Compromise

- Visa Information Delivery Root, Intermediates, and Issuing Certificate Authorities (CAs)
- Visa Smart Debit/Credit (VSDC) Certificate Authorities (CAs)
- Visa Public ECC Root CA and Issuing Certificate Authorities (CAs)
- Visa Public RSA Root CA and Issuing Certificate Authorities (CAs)
- Visa TLS Root CA and Issuing Certificate Authorities (CAs)

A confirmed Subscriber key compromise requires immediate revocation.

In the event of the compromise of a Certificate Authority (CA) private key, the following steps must be taken:

- CRF must be notified
- Visa Global Risk Management must be notified
- Subscribers must be notified as soon as practical
- Further action determined by the CRF must be implemented.

5.7.4. Business Continuity Capabilities After a Disaster

The PKI must provide business continuity procedures in a Business Recovery Plan (BRP) that outlines the steps to be taken in the event of a loss of the primary site. The backup site must support minimum capability for PKI Certificate Authorities (CAs).

5.8. CA or RA Termination

In the event that a Certificate Authority (CA) plans to cease operation, it must notify the Visa CRF and the Certificate Authority (CA) Subscribers of its intention at least forty-five (45) days before terminating the service. Certificates must be revoked where there is potential for inappropriate usage; otherwise, certificates may be allowed to expire.

The Certificate Authority (CA) must arrange for the certificate files to be archived for two (2) years effective on the publish date of Visa CPS version 3.9 in case of disputes. Private keys used for signing a certificate or Certificate Revocation List (CRL) or for creating a digital signature must not be transferred.

The private keys must be destroyed in accordance with “Private Key Protection and Cryptographic Module Engineering Controls”.

A Certificate Authority (CA) and/or Registration Authority (RA) must arrange for the continued retention of Certificate Authority (CA) keys, final Certificate Revocation List (CRL), and other relevant information as stipulated in “Records Archival” and must notify its Subscribers promptly upon termination of operations.

6. TECHNICAL SECURITY CONTROLS

6.1. Key Pair Generation and Installation

6.1.1. Key Pair Generation

6.1.1.1. CA Key Pair Generation

Certificate Authority (CA) key pair generation must be from a secure cryptographic Host Security Module (HSM) rated at least Federal Information Processing Standard (FIPS) Publication (PUB) 140-2 or 140-3, level 3.

For Visa Root CA Key Pairs created after the publish date of Visa CPS version 2.0 that are either (i) used as Visa Root CA Key Pairs or (ii) Key Pairs generated for a subordinate Visa CA, the Visa CA SHALL comply with CA/Browser Forum Baseline Requirements.

1. Prepare and follow a Key Generation Script,
2. Have a Qualified Auditor witness the Root Visa CA Key Pair generation process or record a video of the entire Root Visa CA Key Pair generation process, and
3. Have a Qualified Auditor issue a report opining that the Visa CA followed its key ceremony during its Key and Certificate generation process and the controls used to ensure the integrity and confidentiality of the Key Pair.

For other Visa CA Key Pairs created on the publish date of Visa CPS version 2.0 that are for the operator of the Root Visa CA, the Visa CA SHOULD:

1. Prepare and follow a Key Generation Script and
2. Have a Qualified Auditor witness the Root Visa CA Key Pair generation process or record a video of the entire Root Visa CA Key Pair generation process.

The Visa CA SHALL:

1. Generate the keys in a physically secured environment as described in the Visa Certification Practice Statement;
2. Generate the Visa CA keys using personnel in trusted roles under the principles of multiple person control and split knowledge;
3. Generate the Visa CA keys within cryptographic modules meeting the applicable technical and business requirements as disclosed in the Visa Certification Practice Statement;
4. Log its Visa CA key generation activities; and
5. Maintain effective controls to provide reasonable assurance that the Private Key was generated and protected in conformance with the procedures described in its Certificate Policy and/or Certification Practice Statement and (if applicable) its Key Generation Script.

6.1.1.2. RA Key Pair Generation

6.1.1.3. Subscriber Key Pair Generation

The CA does not generate key pairs on behalf of subscribers except for email encryption certificates. The CA SHALL reject a certificate request if the requested Public Key does not meet the requirements set forth in Sections 6.1.5

and 6.1.6 or if it has a known weak Private Key (such as a Debian weak key, see <http://wiki.debian.org/SSLkeys>).

6.1.2. Private Key Delivery to Subscriber

Subscribers requesting TLS certificates must generate their key pair and retain their private key.

Visa Corporate users are issued S/MIME certificates on their behalf through the enterprise card management system. Visa is the owner of the S/MIME public and private key pair, and users are authorized to use the S/MIME certificate as long as their employment status is active.

6.1.3. Public Key Delivery to Certificate Issuer

Public keys and certificates are stored in the Certificate Authority (CA) repository. Delivery of public keys may be in Distinguished Encoding Rules (DER) encoded (binary or base64) Public Key Cryptography Standard (PKCS) #10 format or EMVCo format.

6.1.4. CA Public Key Delivery to Relying Parties

Public keys and certificates are stored in the Certificate Authority (CA) repository. The Certificate Authority (CA) public key is delivered to a Subscriber as part of the issuing process. The format may be Distinguished Encoding Rules (DER) encoded (binary or base64) or Public Key Cryptography Standard (PKCS) #7 (binary or base64), with or without chain, or EMVCo format depending on the Subscriber's requirements.

6.1.5. Algorithm type and key sizes

Key pairs for Public Key Infrastructure (PKI) SSL/TLS certificates must be a minimum of RSA 2048 bits in length or equivalent. For Visa Smart Debit/Credit (VSDC), key sizes are approved by the CRF. ECC keys must be a valid point of the NIST P-256 or P-384 curve.

6.1.6. Public Key Parameter Generation and Quality Checking

- Visa Information Delivery Root, Intermediates, and Issuing Certificate Authorities (CAs)
- Visa Smart Debit/Credit (VSDC) Certificate Authorities (CAs)
- Visa Public ECC Root CA and Issuing Certificate Authorities (CAs)
- Visa Public RSA Root CA and Issuing Certificate Authorities (CAs)
- Visa TLS Root CA and Issuing Certificate Authorities (CAs)

Certificate Authority (CA) keys must be generated using a random or pseudo-random number generator as described in International Standards Organization (ISO) 9564-1 and International Standards Organization (ISO) 11568-5 that are capable of satisfying the requirements of Federal Information Processing Standard (FIPS) Publication (PUB) 140-2 or 140-3, level 3.

End-Entity key pairs for Visa Business Groups, clients or their agents, destined for use with Visa products and/or services must be generated and protected as detailed in the relevant Visa product and service documentation. At a minimum, the key generation requirements must meet the business objectives of the Visa product and/or service.

The PKI administrators and Vectors must generate their key pair using their smart card token for PKI functions. The issued certificate for administrative personnel must be stored on their personal token and not in a browser.

6.1.7. Key Usage Purposes (as per X.509 v3 key usage field)

Certificate Authority (CA) root private keys must be used only for signing certificates and Certificate Revocation Lists (CRLs). The key usage must be set for key certificate signing and Certificate Revocation List (CRL) signing.

See Chapter 7, CERTIFICATE, CRL, AND OCSP PROFILES for key usage.

6.2. Private Key Protection and Cryptographic Module Engineering Controls

Subscribers must protect their private keys from unauthorized use by a combination of commercially reasonable cryptographic and physical access control mechanisms.

The private key of an entity must be protected from unauthorized use by a combination of commercially reasonable cryptographic and physical access control mechanisms as defined by this Visa Certification Practice Statement (CPS). The level of protection must be adequate to deter a motivated attacker with substantial resources.

- Visa Information Delivery Root, Intermediates, and Issuing Certificate Authorities (CAs)
- Visa Smart Debit/Credit (VSDC) Certificate Authorities (CAs)
- Visa Public ECC Root CA and Issuing Certificate Authorities (CAs)
- Visa Public RSA Root CA and Issuing Certificate Authorities (CAs)
- Visa TLS Root CA and Issuing Certificate Authorities (CAs)

If key recovery is implemented, data encryption private keys (used for email encryption) must be stored in a password-protected media or in the end-user's smart card, or when stored by the Certificate Authority (CA) protected by cryptographic hardware.

Certificate Authority (CA) Keys must be protected by a secure cryptographic host module rated at Federal Information Processing Standard (FIPS) 140-2 or 140-3, Level 3 or higher.

6.2.1. Cryptographic Module Standards and Controls

Certificate Authorities' (CAs) digital signature key storage and certificate signing operations must be performed in a secure cryptographic hardware module rated to at least FIPS (FIPS 140-2 or 140-3, Level 3 or Level 4 as appropriate to the device) or otherwise verified to an equivalent level of functionality and assurance.

At a minimum, the key generation and protection must meet the business objectives and requirements of the Visa product and/or service.

6.2.2. Private Key (n out of m) Multi-Person Control

There must be multiple-person control for Certificate Authority (CA) key generation operations. At a minimum, there must be multi-person control for operational procedures so that no one person can gain control over the Certificate Authority (CA) signing key. The principle of split knowledge and dual control as outlined in "Trusted Roles" must be applied.

6.2.3. Private Key Escrow

Certificate Authority (CA) Private Signing Key(s) must not be escrowed. Subscriber Digital Signature private keys must not be escrowed.

6.2.4. Private Key Backup

The Certificate Authorities (CAs) must back up Certificate Authority (CA) private signing keys in a secure manner to support business recovery operations.

6.2.5. Private Key Archival

Corporate End-Entity key recovery for email encryption may be archived by documented processes. Other End-Entity private keys must not be archived.

6.2.6. Private Key Transfer into or from a Cryptographic Module

CA keys are generated by and in a cryptographic module. CA Private Keys are not exported from the cryptographic module.

6.2.7. Private Key Storage on Cryptographic Module

CA Keys are generated and protected by hardware cryptographic modules which has been evaluated to at least FIPS 140-2 Level 3 or 140-3 Level 3.

6.2.8. Activating Private Keys

This subsection does not apply to private keys on VSDC ICC cards in the customer's possession. The use of a private key, at a minimum, requires authenticating with a password.

6.2.9. Deactivating Private Keys

This subsection does not apply to private keys on VSDC ICC cards in the customer's possession.

When private keys are deactivated, the application must clear the keys from memory before the memory is de-allocated. Any disk space where keys were stored must be sanitized before the space is released to the operating system. The cryptographic module automatically deactivates the private key after a pre-set period of inactivity.

6.2.10. Destroying Private Keys

This subsection does not apply to private keys on VSDC ICC cards in the customer's possession.

Upon termination of use of a private key, over-writing must securely destroy copies of the private key in computer memory and shared disk space.

- Visa Information Delivery Root, Intermediates, and Issuing Certificate Authorities (CAs)
- Visa Smart Debit/Credit (VSDC) Certificate Authorities (CAs)
- Visa Public ECC Root CA and Issuing Certificate Authorities (CAs)
- Visa Public RSA Root CA and Issuing Certificate Authorities (CAs)
- Visa TLS Root CA and Issuing Certificate Authorities (CAs)

When a root key is removed, the primary HSM on which it resides must be initialized, and tokens used in restoring the key must be destroyed. This also applies to components of keys used to encipher the root key, if applicable. Any such destruction must be witnessed PKI senior manager or designate. A log must be kept of the removal event.

The log must specify the key removed, people attending, time and date, as well as other relevant information, such as Host Security Module (HSM) serial numbers, location, and numbers of tamper-evident bags.

Key material must be maintained under dual control and split knowledge when required.

Keys may include:

- Key Components
- Key Cryptograms
- Key Shares (for example, smart cards with key material)
- Paper-based keying material must be destroyed by crosscut shredding, burning or pulping. Residue should be reduced to 5mm or smaller.

Burned material should be reduced to white ash. Key components stored on other media must be destroyed so that it is impossible to recover by physical or electronic means.

6.2.11. Cryptographic Module Rating

Cryptographic Module's used in CA SHOULD be FIPS 140-2 or 140-3 certified.

6.3. Other Aspects of Key Pair Management

6.3.1. Public Key Archival

Issuing Certificate Authorities (CAs) must retain all verification public keys for a period of at least two (2) years after any Certificate based on that documentation ceases to be valid.

6.3.2. Certificate Operational Periods and Key Pair Usage Periods

Transport Layer Security (TLS) end entity certificates issued must be issued with a maximum validity period as follows:

- For Visa eCommerce: 398 days
- For Information Delivery: 398 days
- For Visa Smart Debit/Credit (VSDC): 10 years
- For Visa TLS Issuing CA: 398 days

Key usage periods must be less than or equal to the remaining validity period of a Certificate Authority (CA) certificate's remaining validity period.

6.4. Activation Data

6.4.1. Activation Data Generation and Installation

If activation data is used to protect any Certificate Authority (CA) private key it must be unique and unpredictable and it must be protected from unauthorized use by a combination of cryptographic and physical access control mechanisms.

6.4.2. Activation Data Protection

Authorized users are required to safeguard their activation data in accordance with Visa Key Controls and Data Protection Technical Security Requirements.

6.4.3. Other Aspects of Activation Data

Not applicable.

6.5. Computer Security Controls

6.5.1. Computer Security Requirements

Computer security controls for Certificate Authorities (CAs) must provide protection from unauthorized access, modification, substitution, insertion and/or deletion. These controls must provide protection to help ensure that any such attempts will be prevented or will have a high probability of being detected in a timely manner. The following functionality for Certificate Authorities (CAs) must be provided by the operating system, or through a combination of operating systems, Certificate Authority (CA) software, and/or physical safeguards (policies and procedures).

Each Certificate Authority (CA) server must include the following functionalities:

1. Access control to Certificate Authority (CA) services.
2. Enforced separation of duties for Certificate Authority (CA) administrative roles.
3. Identification and authentication of Certificate Authority (CA) administrative roles and associated identities.
4. Use of cryptography for session communication and database security.
5. Archival of Certificate Authority (CA) and End-Entity history and audit data.
6. Audit of security related events.
7. Trusted path for identification of Public Key Infrastructure (PKI) roles and associated identities.
8. Recovery mechanisms for keys and Certificate Authority (CA) system.

The CA SHALL enforce multi-factor authentication for all accounts capable of directly causing certificate issuance.

S/MIME certificates issued automatically through the user enrollment process SHALL NOT use multi-factor authentication.

6.5.2. Computer Security Rating

No stipulation.

6.6. Life Cycle Technical Controls

6.6.1. System Development Controls

PKIs must use Certificate Authority (CA) software that has been designed and developed under a documented development methodology. An integrity verification process to influence security safeguard design and minimize residual risk should support the design and development process.

6.6.2. Security Management Controls

- Visa Information Delivery Root, Intermediates, and Issuing Certificate Authorities (CAs)
- Visa Smart Debit/Credit (VSDC) Certificate Authorities (CAs)
- Visa Public ECC Root CA and Issuing Certificate Authorities (CAs)
- Visa Public RSA Root CA and Issuing Certificate Authorities (CAs)
- Visa TLS Root CA and Issuing Certificate Authorities (CAs)

A formal configuration management methodology must be used for installation and ongoing maintenance of a Certificate Authority (CA) system. Certificate Authority (CA) software, when first loaded must provide a method for a Certificate Authority (CA) to verify that the software on the system:

- Originated from the software developer
- Has not been modified prior to installation
- Is the intended version

The PKI operating environment must provide a commercially reasonable mechanism to verify the integrity of the Certificate Authority (CA) software.

The PKI operating environment must have commercially reasonable mechanisms and policies in place to control and monitor the configuration of the Certificate Authority (CA) system.

6.6.3. Life Cycle Security Controls

6.7. Network Security Controls

- Visa Information Delivery Root, Intermediates, and Issuing Certificate Authorities (CAs)
- Visa Smart Debit/Credit (VSDC) Certificate Authorities (CAs)
- Visa Public ECC Root CA and Issuing Certificate Authorities (CAs)
- Visa Public RSA Root CA and Issuing Certificate Authorities (CAs)
- Visa TLS Root CA and Issuing Certificate Authorities (CAs)

The Root Certificate Authorities (CAs) are not connected to any network, and therefore there is no threat of attack through open or general-purpose networks. The exception is VSDC root certificates which are not offline.

The online Issuing Certificate Authorities must use commercially reasonable efforts to protect their servers from attack through any open or general purpose network.

Such protection must be provided through a combination of hardware and/or software (firewalls and network monitoring) configured to allow only the protocols and commands required for the operation of the Certificate Authority (CA) and the Visa product and/or service.

The PKI servers must be protected by appropriate network security controls. Network security controls must permit only authorized access to the PKI servers. Auditing must be enabled and checked on a periodic basis. Remote access to the PKI environment must be through an authenticated and encrypted connection. No other remote access is permitted to the host platform for system administration unless approved by the Visa Cryptographic Review Forum (CRF). Unnecessary services must be disabled.

The configuration must comply with the relevant Visa Technical Security Requirements (TSRs).

6.8. Time-Stamping

Certificates, CRLs, and OCSP responders contain time and date information.

Time information need not be cryptographic-based.

7. CERTIFICATE, CRL, AND OCSP PROFILES

- Visa Information Delivery Root, Intermediates, and Issuing Certificate Authorities (CAs)
- Visa Smart Debit/Credit (VSDC) Certificate Authorities (CAs)
- Visa Public ECC Root CA and Issuing Certificate Authorities (CAs)
- Visa Public RSA Root CA and Issuing Certificate Authorities (CAs)
- Visa TLS Root CA and Issuing Certificate Authorities (CAs)

Visa Smart Debit/Credit (VSDC) certificates must conform to the EMVCo specifications.

- Visa Information Delivery Root, Intermediates, and Issuing Certificate Authorities (CAs)
- Visa Smart Debit/Credit (VSDC) Certificate Authorities (CAs)
- Visa Public ECC Root CA and Issuing Certificate Authorities (CAs)
- Visa Public RSA Root CA and Issuing Certificate Authorities (CAs)
- Visa TLS Root CA and Issuing Certificate Authorities (CAs)

7.1 Certificate Profile

7.1.1. Version Number(s)

Certificate Authorities (CAs) issue X.509 Version 3 certificates based on the Internet Engineering Task Force (IETF) Public Key Infrastructure Extensions (PKIX) Certificate and Certificate Revocation List (CRL) Profile, as defined in Request for Comment (RFC) 3280 and its successors. The Public Key Infrastructure (PKI) End-Entity software supports the base (non-extension) X.509 fields as well as any certificate extensions, as defined in this Visa Certification Practice Statement (CPS).

Base Certificate Format

The Base Certificate Format conforms to the Internet Engineering Task Force (IETF) Public Key Infrastructure Extensions (PKIX) Request for Comment (RFC) 4325, “Internet X.509 Public Key Infrastructure (PKI) Certificate and Certificate Revocation List (CRL) Profile,” dated December 2005.

Table 7-1 shows the base certificate fields supported. Additional extensions are allowable if required.

Table 7–1: Supported Base Certificate Fields

Certificate	Field Description
Version	3
Serial Number	Unique non-sequential identifying number that exhibits at least 64 bits of entropy for this certificate assigned by the Public Key Infrastructure (PKI).
Signature	CRF approved algorithms
Issuer	The Visa CA Shall conform with “Issuer Information”.
Validity	Start and expiration dates and times of the certificate.
Subject	Fully qualified domain name (DN) (X.509) of the subject, as per “Types of Names”.

Certificate	Field Description
Subject public key information	The value of the public key for the subject along with an identifier of the algorithm with which this public key is to be used.

7.1.2. Certificate Content and Extensions

7.1.2.1. Root CA Certificate Profile

Certificate Authority Certificates The Public Key Infrastructure (PKI) must support version 3 extensions in accordance with Request for Comment (RFC) 4325 “Internet X.509 Public Key Infrastructure (PKI) Certificate and Certificate Revocation List (CRL) Profile,” dated December 2005.

Table 7-2 shows the extensions in the PKI Root CA certificates.

Table 7–2: Public Key Infrastructure and Root CA Certificates

Field	Criticality	Description
Basic Constraint	Yes	Subject Type =cA; Path Length = None
Authority Key Identifier	No	System-generated (Optional)
Subject Key Identifier	No	System-generated
Key Usage	Yes	Digital Signature (keyCertSign, cRLSign)
extendedKeyUsage	No	This extension MUST NOT be present.

7.1.2.2. Cross-Certified Subordinate CA Certificate Profile

7.1.2.3. Technically Constrained Non-TLS Subordinate CA Certificate Profile

7.1.2.4. Technically Constrained Precertificate Signing CA Certificate Profile

7.1.2.5. Technically Constrained TLS Subordinate CA Certificate Profile

7.1.2.6. TLS Subordinate CA Certificate Profile

Table 7–3: TLS Subordinate CA Certificates

Field	Criticality	Description
Basic Constraint	Yes	Subject Type =cA; Path Length = Use Case Dependent
Certificate Policies	No	Reserved Policy Identifier and optional id-qt-cps and other identifiers
CRL Distribution Points	No	Included for issuing and subordinate CAs.
Authority Key Identifier	No	System-generated
Subject Key Identifier	No	System-generated
Key Usage	Yes	keyCertSign, cRLSign
extendedKeyUsage	No	id-kp-serverAuth, id-kp-clientAuth

7.1.2.7. Subscriber (Server) Certificate Profile

The PKI must support the extensions for Transport Layer Security (TLS) Client certificates, as shown in Table 7-5.

Table 7–4: Extensions for Transport Layer Security Client Certificates

Field	Criticality	Description
Authority Information Access	No	id-adocsp (may), id-adcaIssuers (should)
Authority Key Identifier	No	System-generated

Field	Criticality	Description
Certificate Policies (CPs)	No	Identifies the Certificate Policy (CP), Object Identifier (OID), Uniform Resource Locator [URL] and/or user notice if different from the Issuing Certificate Authority (CA)
Certificate Revocation List (CRL) Distribution Point	No	Identifies how Certificate Revocation List (CRL) information is published or obtained (Object Identifier (OID), and Uniform Resource Locator [URL] query
Key Usage	Yes	digitalSignature, keyEncipherment, dataEncipherment**
Extended Key Usage	No	id-kp-clientAuth

**For Client certificates not all key usages will be present for all profiles. The usages listed represent possible combinations depending on use case. Visa TLS Root CA and Issuing Certificate Authorities (CAs) does not issue client certificates.

The PKI supports the extensions for Transport Layer Security (TLS) Server certificates, as shown in Table 7-6.

Table 7–5: Extensions for Transport Layer Security Server Certificates

Field	Criticality	Description
Authority Information Access	No	id-adocsp (may), id-adcaIssuers (should)
Authority Key Identifier	No	System-generated
Certificate Policies (CPs)	No	Identifies the Certificate Policy (CP), Object Identifier (OID), Uniform Resource Locator [URL] and/or user notice if different from the issuing Certificate Authority (CA)
Certificate Revocation List (CRL) Distribution Point	No	Identifies how Certificate Revocation List (CRL) information is published or obtained (Object Identifier (OID), and Uniform Resource Locator [URL] query
Key Usage	Yes	digitalSignature, keyAgreement, keyEncipherment**
Extended Key Usage	No	id-kp-serverAuth
Subject Alternative Name	No	SubjectAltName must contain at least one: dNSName and/or ipAddress

**For Server certificates not all key usages will be present for all profiles. The usages listed represent possible combinations depending on use case.

The PKI supports the extensions for Transport Layer Security (TLS) Server and Client certificates, as shown in Table 7-7.

Table 7–6: Extensions for Transport Layer Security Server and Client Certificates

Field	Criticality	Description
Authority Information Access	No	id-adocsp (may), id-adcaIssuers (should)
Authority Key Identifier	No	System-generated
Certificate Policies (CPs)	No	Identifies the Certificate Policy (CP), Object Identifier (OID), Uniform Resource Locator [URL] and/or user notice if different from the issuing Certificate Authority (CA)
Certificate Revocation List (CRL) Distribution Point	No	Identifies how Certificate Revocation List (CRL) information is published or obtained Uniform Resource Locator [URL].
Key Usage	Yes	digitalSignature, keyAgreement, keyEncipherment**
Extended Key Usage	No	id-kp-serverAuth and id-kp-clientAuth

Field	Criticality	Description
Subject Alternative Name	No	SubjectAltName must contain at least one: dNSname and/or iPAddress

**For Server and Client certificates not all key usages will be present for all profiles. The usages listed represent possible combinations depending on use case.

7.1.2.8. OCSP Responder Certificate Profile

7.1.2.9. Precertificate Profile

For purposes of clarification, a Precertificate, as described in RFC 6962 - Certificate Transparency, shall not be considered to be a “certificate” subject to the requirements of RFC 5280 - Internet X.509 Public Key Infrastructure Certificate and Certificate Revocation List (CRL) Profile.

7.1.2.10. Common CA Fields

Table 7-8 shows the extensions in the PKI subordinate CA certificates.

Table 7–8: Subordinate CA Certificates

Field	Criticality	Description
Basic Constraint	Yes	Subject Type =cA; Path Length = Use Case Dependent
Certificate Policies	No	Reserved Policy Identifier and optional id-qt-cps and other identifiers
CRL Distribution Points	No	Included for issuing and subordinate CAs.
Authority Key Identifier	No	System-generated
Subject Key Identifier	No	System-generated
Certificate Policies (CPs)	No	Identifies the Certificate Policy (CP). Object Identifier (OID), Uniform Resource Locator (URL) and/or user notice.
Certificate Revocation List (CRL) Distribution Point	No	Identifies how Certificate Revocation List (CRL) information is published or obtained Uniform Resource Locator [URL].
Key Usage	Yes	keyCertSign, cRLSign
extendedKeyUsage	No	Dependent on use case

7.1.2.11. Common Certificate Fields

7.1.3. Algorithm Object Identifiers

The Certificate Authorities (CAs) must use, and SSL/TLS Server Certificates and RPs must support (for signing and verification) the following:

RSA 2048 bit modulus or greater unless approved by the Visa CRF algorithm in accordance with Public Key Cryptography Standard (PKCS) #10. Nist curves P-256 and P-384.

Secure Hash Algorithm (SHA-2) algorithm in accordance with Federal Information Processing Standard (FIPS) Publication (PUB) 180-4 2012.

7.1.3.1. SubjectPublicKeyInfo

7.1.3.2. Signature AlgorithmIdentifier

7.1.4. Name Forms

Every DN must be in the form of an X.501 DirectoryString. Certificates issued by a Certificate Authority (CA) must contain the full X.500 Distinguished Name of the certificate issuer and certificate subject in the issuer name

and subject name fields.

7.1.4.1. Name Encoding

For every valid Certification Path (as defined by RFC 5280, Section 6) chaining to a Visa Root CA:

- For each Certificate in the Certification Path, the encoded content of the Issuer Distinguished Name field of a Certificate SHALL be byte-for-byte identical with the encoded form of the Subject Distinguished Name field of the Issuing CA certificate.
- For each CA Certificate in the Certification Path, the encoded content of the Subject Distinguished Name field of a Certificate SHALL be byte-for-byte identical among all Certificates whose Subject Distinguished Names can be compared as equal according to RFC 5280, Section 7.1, and including expired and revoked Certificates.

7.1.4.2. Subject Attribute Encoding

Content of each attribute within a certificate is validated and encoded according to the requirements set for in the Baseline Requirements and Visa CP/CPS.

For Subject Alternative Name Extension:

This extension MUST contain at least one entry. Each entry MUST be one of the following types:

- **dNSName:** The entry MUST contain either a Fully-Qualified Domain Name or Wildcard Domain Name that the CA has validated in accordance with Section 3.2.2.4. Wildcard Domain Names MUST be validated for consistency with Section 3.2.2.6. The entry MUST NOT contain an Internal Name.

The Fully-Qualified Domain Name or the FQDN portion of the Wildcard Domain Name contained in the entry MUST be composed entirely of LDH Labels joined together by a U+002E FULL STOP (“.”) character. The zero-length Domain Label representing the root zone of the Internet Domain Name System MUST NOT be included (e.g. “example.com” MUST be encoded as “example.com” and MUST NOT be encoded as “example.com.”).

Effective 2021-10-01, the Fully-Qualified Domain Name or the FQDN portion of the Wildcard Domain Name MUST consist solely of Domain Labels that are P-Labels or Non-Reserved LDH Labels.

- **iPAddress:** The entry MUST contain an IPv4 or IPv6 address that the CA has validated in accordance with Section 3.2.2.5. The entry MUST NOT contain a Reserved IP Address.

7.1.4.3. Subscriber Certificate Common Name Attribute

7.1.4.4. Other Subject Attributes

7.1.5. Name Constraints

Subject and Issuer DN's must comply with Public Key Infrastructure Extensions (PKIX) standards and be present in all certificates.

7.1.6. Certificate Policy Object Identifier

Certificate Policy (CP) extension must be used. Object Identifier (OID) for the CP is as set forth in this Certification Practice Statement (CPS). The organization-validated process 2.23.140.1.2.2 or 2.23.140.1.2.1 is used.

{joint-iso-itu-t (2) international-organizations (23) ca-browser-forum (140) certificate-policies (1) baseline-requirements (2) organization-validated(2)}

{joint-iso-itu-t (2) international-organizations (23) ca-browser-forum (140) certificate-policies (1) baseline-requirements (2) domain-validated(1)}

Client certificates issued MAY contain the corresponding OID as is defined for the CA or specific profile. See section 1.2.

7.1.6.1. Reserved Certificate Policy Identifiers

7.1.7. Usage of Policy Constraints Extension

The PKI supports the use of the Policy Constraints extension.

7.1.8. Policy Qualifiers Syntax and Semantics

No stipulation.

7.1.9. Processing Semantics for the Critical Certificate Policies Extension

Critical extensions, when applicable, must be interpreted as defined in the Internet Engineering Task Force (IETF) PKIX.

7.2. CRL Profile

7.2.1. Version Numbers

Certificate Authorities (CAs) issue X.509 version 2 Certificate Revocation Lists (CRLs) in accordance with the Request for Comment (RFC) 4325 “Internet X.509 Public Key Infrastructure (PKI) Certificate and Certificate Revocation List (CRL) Profile,” dated December 2005. The following table shows the supported base CRL fields.

Table 7–10: Base Certificate Revocation List

Field	Description
Version	2
Signature Algorithm	The algorithm identifier for the algorithm used to sign the CRL.
Issuer Name	Identifies the entity that signed and issued the CRL.
This Update	This field indicates the issue date of this CRL.
Next Update	The date by which the next CRL will be issued.
Revoked Certificates	Revoked certificates are listed unless there are no certificates revoked in which case the field is absent.

7.2.2. CRL and CRL Entry Extensions

The CA software must correctly process CRL extensions required in the Internet Engineering Task Force (IETF) PKIX Part 1 Certificate and CRL Profile.

The CAs must support and use the CRL Version 2 extensions, as shown in the following table.

Table 7–11: Extensions for Certificate Revocation List Version 2

Field	Criticality	Description
Authority Key Identifier	No	Provides a way to identify the CAs public key that corresponds to the private key used to sign the CRL.
CRL Number	No	The CRL number extension specifies a sequential number for each CRL issued by a CA.
Reason Code	No	Identifies the reason for the certificate revocation.
Invalidity date	No	Date entry extension provides the date on which it is suspected that the private key was compromised

7.3. OCSP Profile

The Online Certificate Status Protocol Profile (OCSP) Responses issued by a CA under this policy shall conform to the OCSP profile specified in the IETF Request for Comments number 2560 and/or RFC5019.

OCSP responses MUST either:

- Be signed by the CA that issued the Certificates whose revocation status is being checked, or
- Be signed by an OCSP Responder whose Certificate is signed by the CA that issued the Certificate whose revocation status is being checked. In the latter case, the OCSP signing Certificate MUST contain an extension of type id-pkix-ocsp-nocheck, as defined by RFC2560.

Certificate status servers (CSSs) operated under this policy shall sign responses using algorithms designated for CRL signing, specified in the IETF Request for Comments number 2528, and specified in “Certificate Profile”.

7.3.1. Version Number(s)

The CSS operated under this policy shall use OCSP version 1, specified in the IETF Request for Comments number 2560.

7.3.2. OCSP Extensions

The detailed CRL profiles and the use of each extension are specified in “Certificate Profile” and “CRL Profile”.

8. COMPLIANCE AUDIT AND OTHER ASSESSMENTS

- Visa Information Delivery Root, Intermediates, and Issuing Certificate Authorities (CAs)
- Visa Smart Debit/Credit (VSDC) Certificate Authorities (CAs)
- Visa Public ECC Root CA and Issuing Certificate Authorities (CAs)
- Visa Public RSA Root CA and Issuing Certificate Authorities (CAs)
- Visa TLS Root CA and Issuing Certificate Authorities (CAs)

8.1. Frequency or Circumstances of Assessment

A copy of the compliance audit report must be submitted to the Visa Cryptographic Review Forum (CRF).

The Visa CRF reserves the right to verify that a compliance audit has been performed and that the CAs have complied with the requirements of this CP.

8.2. Identity and Qualifications of Assessor

The compliance auditor must demonstrate competence in the field of Public Key Infrastructure (PKI), and must be thoroughly familiar with the requirements that the CRF imposes on the issuance and management of certificates. The compliance auditor should perform such compliance audits as a primary responsibility.

8.3. Assessor's Relationship to Assessed Entity

To prevent any biased outcome, the compliance auditor must not have any financial, legal, or conflicting business relationship with the CA that is being audited.

8.4. Topics Covered by Assessment

A compliance audit provides an independent third-party certification that the Certificate Authority (CA) is operating as stated in this Certificate Policy (CP) and in the Visa Certification Practice Statement (CPS).

The CA must have an unbroken sequence of compliance audit periods performed annually, as part of a WebTrust Certificate Authority assessment and in accordance with "Audit" as stated by CA/Browser Forum Baseline Requirements. This annual compliance audit will determine whether the CA performance (business practices and controls) meets the requirements of this CP, the standards established in the Visa CPS.

The purpose of a compliance audit is to verify that the entity subject to the requirements of this CPS is acting in accordance with these requirements. The compliance audit will cover requirements that define the operation of a CA under this CPS including:

- CA business practices disclosure.
- CA service integrity (key and certificate life cycle management) with respect to the Visa product or service.
- CA security controls as defined in the Visa CPS.

8.5. Actions Taken as a Result of Deficiency

When a finding is noted, the following actions must be taken:

- The compliance auditor must note the finding as part of the report.
- The compliance auditor may meet with the CA to determine if the finding can be remedied. An action plan can be developed and steps taken to remedy the finding.
- The compliance auditor must report the finding to the Visa CRF.

8.6. Communication of Results

The compliance auditor must provide CA management with a copy of the results of the compliance audit.

The Visa CA shall make the Audit Report publicly available. The Visa CA is not required to publicize any general audit findings that do not impact the overall audit opinion.

The Audit Report shall state explicitly that it covers the relevant systems and processes used in the issuance of Certificates that assert one or more of the policy identifiers listed in the CA/Browser Forum Baseline Requirements.

8.7. Self-Audits

Visa monitors adherence to its CP, CPS, and these Requirements by performing self-audits on at least a quarterly basis against a randomly selected sample of the greater of one certificate or at least three percent of the Certificates issued by it during the period commencing immediately after the previous self-audit sample was taken as required by CA/Browser Forum Baseline Requirements.

9. OTHER BUSINESS AND LEGAL MATTERS

9.1. Fees

9.1.1. Certificate Issuance or Renewal Fees

Imposing fees on a Subscriber or on a Relying Party (RP) is subject to the appropriate authority and policy of the Visa Pricing Committee. Notice of any fee charged to a Subscriber or RP must be brought to the Pricing Committee's attention.

9.1.2. Certificate Access Fees

9.1.3. Revocation or Status Information Access Fees

9.1.4. Fees for Other Services

9.1.5. Refund Policy

9.2. Financial Responsibilities

No stipulation.

9.2.1. Insurance Coverage

9.2.2. Other Assets

9.2.3. Insurance or Warranty Coverage for End-Entities

9.3. Confidentiality of Business Information

9.3.1. Scope of Confidential Information

Subscriber information not appearing in certificates and in public directories held by a Certificate Authority (CA), or by a Registration Authority (RA) (for example, registration and revocation information, logged events, and correspondence between Subscriber and CA) is considered confidential. This confidential information must not be disclosed by the CA unless required by law.

Audit information must be considered confidential and must not be disclosed to anyone for any purpose other than audit purposes or where required by law.

The digital signature private key of each Subscriber must be held only by the Subscriber and must be kept confidential by them. Any disclosure of the private key or media containing the private key by the Subscriber is at the Subscriber's own risk.

Confidentiality keys may be backed up by the Issuing CA. These keys must be protected in accordance with Chapter 6, TECHNICAL SECURITY CONTROLS. They must not be disclosed without prior consent of the Subscriber or of a duly authorized representative such as Visa Human Resources, Legal, Internal Audit, or as required by law.

Any request for the disclosure of information must be signed by the requester and delivered in writing to the Issuing CA. Any disclosure of information is subject to the requirements of any privacy laws and to any other relevant legislation and applicable policy.

9.3.2. Information Not Within the Scope of Confidential Information

Certificates, Certificate Revocation Lists (CRLs), and personal or corporate information appearing in them and in public directories are not considered confidential information. Additionally, information that meets the following criteria is not considered to be confidential information:

- Information that is documented by the receiving party as having been independently developed by it without unauthorized reference to, or reliance on, the confidential information of the disclosing party.
- Information that the receiving party lawfully receives free of restriction from a source other than the disclosing party.
- Information that is, or becomes, generally available to the public through no wrongful act or omission on the part of the receiving party.
- Information that at the time of disclosure to the receiving party was known to the receiving party free of restriction as evidenced by documentation in the receiving party's possession.
- Information that the disclosing party agrees, in writing, is free of restrictions.

9.3.3. Responsibility to Protect Confidential Information

A CA must ensure that confidential information be physically and/or logically protected from unauthorized viewing, modification, or deletion. In addition, the CA must ensure that storage media used by the CA system is protected from environmental threats.

9.4. Privacy of Personal Information

9.4.1. Privacy Plan

Visa Public Key Infrastructure (PKI) policy is to not disclose private personal information of its Subscribers, customers, employees, and partners without the prior consent of the aforementioned unless required by law.

9.4.2. Information Treated as Private

Personal information, not appearing in certificates and in public directories, held by a CA or an RA, (for example, registration and revocation information, logged events, and correspondence between Subscriber and CA) is considered private. This private information must not be disclosed by the CA or by the RA.

9.4.3. Information Not Deemed Private

Personal information that is publicly available, appearing in certificates and in public directories, is not considered private.

9.4.4. Responsibility to Protect Private Information

A CA must ensure that private personal information be physically and/or logically protected from unauthorized viewing, modification, or deletion. In addition, the CA must ensure that storage media used by the CA system is protected from environmental threats.

9.4.5. Notice and Consent to Use Private Information

Private personal information will only be used with prior consent, unless required by law.

9.4.6. Disclosure Pursuant to Judicial or Administrative Process

Private personal information will only be disclosed if required by law.

Any request for the disclosure of private information must be signed by the requester and delivered in writing to the issuing CA. Any disclosure of private information is subject to the requirements of any privacy laws and of any other relevant legislation and applicable organizational policy.

9.4.7. Other Information Disclosure Circumstances

9.5. Intellectual Property Rights

The private key is the sole property of the legitimate holder of the corresponding public key identified in a certificate, and it may only be used for the purpose of accessing Visa products and services.

Visa PKIs retain all intellectual property rights in, and to, the certificates and revocation information that it issued.

Visa retains all intellectual property rights in, and to, this Visa Certification Practice Statement (CPS).

9.6. Representations and Warranties

A CA issues and revokes certificates, operates its certification and repository services, and provides certificate status information, in accordance with this Visa CPS.

Authentication and validation procedures are implemented, as set forth in Chapter 3, IDENTIFICATION AND AUTHENTICATION of this Visa CPS.

9.6.1. CA Representations and Warranties

The CAs must operate in accordance with the Visa CP, this Visa CPS, and applicable laws as described in “Compliance with Applicable Law”, when issuing and managing certificates provided to subordinate CAs, RAs, and Subscribers under the Visa CP.

The CAs must require that the RAs operating on their behalf must comply with the relevant provisions of this Visa CPS concerning the operations of the RAs. The CAs should provide notice of any limitation of liability. See “Indemnities”.

The CAs must:

- Issue and administer this Visa CPS that complies with the Visa CP.
- Issue certificates based on requests that are correctly and properly verified according to Chapter 3, IDENTIFICATION AND AUTHENTICATION, if applicable. A CA may delegate this verification, that is, perform due diligence on the certificate requester and certificate request to a RA, but the CA retains responsibility for ensuring that these functions are performed properly.
- Issue certificates only for use in conjunction with those applications that have been approved by the Visa PKI Team as being appropriate to make use of the PKI.
- Have mechanisms and procedures in place to make subordinate CAs, RAs, and Subscribers aware of and bound to the stipulations in this Visa CPS that apply to them.
- Provide a secure environment and proper operations to protect the confidentiality and integrity of the CA.
- Through compliance audit, verify that the operation of the CA complies with this Visa CPS. If there are any material changes in the operation of the CA, for example, change in location or CA platform, the CA must immediately notify the Visa CRF. The CA must verify, through an audit, that the operation of the CA still complies with the Visa CP and this Visa CPS.
- Right to Use Domain Name or IP Address: That, at the time of issuance, an implemented procedure described in the CPS for verifying that the Applicant either had the right to use, or had control of, the Domain Name(s) and IP address(es) listed in the Certificate’s subject field and subjectAltName extension (or, only in the case of Domain Names, was delegated such right or control by someone who had such right to use or control); (ii) was followed when issuing the Certificate.
- Authorization for Certificate: That, at the time of issuance, the Visa CA implemented a procedure described in the CPS, for verifying that the Subject authorized the issuance of the Certificate and that the Applicant Representative is authorized to request the Certificate on behalf of the Subject, was followed when issuing the Certificate.

- Accuracy of Information: That, at the time of issuance, an implemented procedure described in the CPS, for verifying the accuracy of the information contained in the Certificate was followed.
- No Misleading Information: That, at the time of issuance, an implemented procedure described in the CPS, for reducing the likelihood that the information contained in the Certificate's subject:organizationalUnitName attribute would be misleading was when issuing the Certificate.
- Identity of Applicant: That, if the Certificate contains Subject Identity Information, an implemented procedure described in the CPS, to verify the identity of the Applicant in accordance with CA/Browser Forum Baseline Requirements Sections was followed when issuing the Certificate.
- Subscriber Agreement: That, if the Visa CA and Subscriber are not Affiliated, the Subscriber and CA are parties to a Subscriber Agreement that satisfies these Requirements, or, if the Visa CA and Subscriber are Affiliated, the Applicant Representative acknowledged and accepted the Terms of Use.
- Status: a 24x7 publicly-accessible Repository with current information regarding the status (valid or revoked) of unexpired Certificates will be maintained.
- Revocation: That a Certificate will be revoked for any of the reasons specified in these Requirements.

When a CA publishes or delivers a certificate, it declares that it has issued a certificate to a Subscriber and that the information stated in the certificate was verified in accordance with this Visa CPS. Publication of the certificate in a repository, to which the Subscriber has access, or delivery of a signed certificate to a Subscriber, constitutes notice of such certification.

The CA personnel associated with PKI roles are individually accountable for actions they perform. "Individually accountable" means that there must be evidence that attributes an action to the person performing the action.

Issuing CAs must take commercially reasonable measures to make Subscribers and RPs aware of their rights and obligations with respect to the operation and management of any keys, certificates, or hardware and software used in connection with the PKI. Subscribers should also be notified about procedures for dealing with suspected key compromise, certificate or key renewal, and service cancellation.

9.6.2. RA Representations and Warranties

A CA must require that its RAs, as defined in Chapter 1, INTRODUCTION, comply with the relevant provisions of the Visa CP and this Visa CPS.

The RA is responsible for the identification and authentication of Subscribers according to information in Chapter 3, IDENTIFICATION AND AUTHENTICATION and in Chapter 4, CERTIFICATE LIFE-CYCLE OPERATIONAL REQUIREMENTS. Subscribers' rights and obligations, as well as a Relying Party's obligations with respect to use, verification, and validation of certificates are provided by the Visa product or service participation agreement.

An RA may be responsible for revoking certificates in accordance with Chapter 4, CERTIFICATE LIFE-CYCLE OPERATIONAL REQUIREMENTS.

The RAs are individually accountable for actions performed on behalf of a CA. "Individually accountable" means that there must be evidence that attributes an action to the person performing the action. Records of actions carried out in performance of RAs duties must identify the individual who performed the particular duty. Each Vettor performing RA duties must protect his or her private keys in accordance with Chapter 6, TECHNICAL SECURITY CONTROLS.

Vettor personnel are required to undergo an annual compliance validation process as described in Appendix A, SUBSCRIBER AGREEMENTS.

When an RA submits Subscriber information to a CA, it must certify to that CA that it has authenticated the identity of that Subscriber and that the Subscriber is authorized to submit a certificate request, in accordance with Chapter 3, IDENTIFICATION AND AUTHENTICATION and Chapter 4, CERTIFICATE LIFE-CYCLE OPERATIONAL REQUIREMENTS.

Submission of the certificate request, to the CA is to be performed in a secure manner, as described in Chapter 4, CERTIFICATE LIFE-CYCLE OPERATIONAL REQUIREMENTS.

9.6.3. Subscriber Representations and Warranties

The Visa CA must obtain an executed version of the Subscriber Agreement before the issuance of the Certificate. The Subscriber or Terms of Use Agreement MUST contain provisions imposing on the Applicant itself the obligations and warranties as stated in Appendix A, SUBSCRIBER AGREEMENTS.

Any Subscriber information must be complete, validated, and accurate with full disclosure of required information in connection with a certificate request.

The Subscriber may only use its key pairs, and the associated certificates issued under a Visa PKI, for the purposes identified in the Visa CP. Key pairs intended for use in a production environment must be generated in that environment in accordance with the Visa CP and this Visa CPS. These key pairs must not be cloned, copied, or otherwise conveyed for use in a test or development environment. Key pairs and the associated certificates must not be shared by multiple functional entities. Key pairs generated in a non-production environment must not be used in production implementations of Visa products and/or services.

Subscribers are required to protect their private keys, associated passphrase(s), and tokens, as applicable, in accordance with Chapter 6, TECHNICAL SECURITY CONTROLS and to take commercially reasonable measures to prevent their loss, disclosure, modification, or unauthorized use.

Where a Subscriber knows of, or even suspects, private key compromise, the Subscriber must immediately notify the Issuing CA and/or RA, using the procedures described in Chapter 4, CERTIFICATE LIFE-CYCLE OPERATIONAL REQUIREMENTS.

9.6.4. Relying Party Representations and Warranties

The RPs must adhere to Visa By-Laws, Operating Regulations, policies, and Visa product or service agreements that relate to specific instances in which an RP trusts or otherwise makes use of a certificates issued within the Visa PKI. In no event may an RP act in reliance upon a certificate that has expired or been suspended or revoked or that includes a revoked certificate in the chain of trust back to the Root CA.

Before using a Subscriber's certificate, an RP should verify that the certificate is appropriate for the intended use.

- Visa Information Delivery Root, Intermediates, and Issuing Certificate Authorities (CAs)
- Visa Smart Debit/Credit (VSDC) Certificate Authorities (CAs)
- Visa Public ECC Root CA and Issuing Certificate Authorities (CAs)
- Visa Public RSA Root CA and Issuing Certificate Authorities (CAs)
- Visa TLS Root CA and Issuing Certificate Authorities (CAs)

Before using a certificate, an RP should check the status of the certificate using the relevant CRL, in accordance with the requirements stated in Chapter 4, CERTIFICATE LIFE-CYCLE OPERATIONAL REQUIREMENTS. As part of this verification process, the digital signature on the CRL must also be validated.

9.6.5. Representations and Warranties of Other Participants

9.7. Disclaimers of Warranties

This section is not meant to replace the liability and indemnifications provisions of the Visa By-Laws, Operating Regulations and policies, which must continue to be enforced and in effect.

Nothing in this Visa CPS must confer on any third-party any authority to act for, bind, or create, or assume any obligation or responsibility, or make any representation on behalf of another, except as set forth in this Visa CPS. Issuance of certificates in accordance with this Visa CPS does not make a CA or RA an agent, partner, joint venture, fiduciary, trustee, or other representative of Subscribers or of other RPs. The applicable Subscriber Agreement or Relying Party Agreement defines the relationship between a CA, RA, and the Subscriber.

9.8. Limitations of Liability

In no event will a Visa PKI be liable for any damages to Subscribers, RPs, or to any other party arising out of, or related to, the misuse of, or reliance on, certificates issued by a CA that have been:

- Revoked, suspended or expired.
- Used for unauthorized purposes.
- Tampered with.
- Compromised.
- Subject to misrepresentation, misleading acts or omissions.

Visa does not have Delegated Third-Parties as stated in “PKI Participants”.

9.9. Indemnities

The indemnification obligations of Subscribers and RPs are set forth in applicable Subscriber and Relying Party Agreements.

Unless otherwise set forth in this Visa CPS and/or Subscriber Agreement and/or Relying Party Agreement, the Subscriber and/or RP hereby agrees to indemnify and hold Visa PKI harmless from any claims, actions, or demands that are caused by the use, or publication, of a certificate and that arises from:

- Any false or misleading statement of fact by the Subscriber.
- Any failure by the Subscriber to disclose a material fact, if such omission was made negligently or with the intent to deceive.
- Any failure on the part of the Subscriber to protect its Private Key and/or token, if applicable, or to take the precautions necessary to prevent the compromise, disclosure, loss, modification, or unauthorized use of the Subscriber’s private key.
- Any failure on the part of the Subscriber to promptly notify a CA within the Visa PKI of a compromise, disclosure, loss, modification, or unauthorized use of the Subscriber’s private key once there has been an actual notification of such an event.

9.9.1. Indemnification by CAs

Notwithstanding any limitations on its liability to Subscribers and RPs, the Visa CA understands and acknowledges that the Application Software Suppliers who have a Root Certificate distribution agreement in place with the Visa Root CAs do not assume any obligation or potential liability of the Visa CA under these Requirements or that otherwise might exist because of the issuance or maintenance of Certificates or reliance thereon by RPs or others. Thus the Visa CA shall defend, indemnify, and hold harmless each Application Software Supplier for claims, damages, and losses suffered by such Application Software Supplier related to a Certificate issued by the Visa CA, regardless of the cause of action or legal theory involved. This does not apply, however, to any claim, damages, or loss suffered by such Application Software Supplier related to a Certificate issued by the Visa CA where such claim, damage, or loss was directly caused by such Application Software Supplier’s software displaying as not trustworthy a Certificate that is still valid, or displaying as trustworthy: (1) a Certificate that has expired, or (2) a Certificate that has been revoked (but only in cases where the revocation status is currently available from the Visa CA online, and the application software either failed to check such status or ignored an indication of revoked status) as stated in CA/Browser Forum Baseline Requirements.

9.9.2. Indemnification by Subscribers

9.9.3. Indemnification by Relying Parties

9.10. Term and Termination

9.10.1. Term

This Visa CPS remains in force until notice otherwise is communicated by Visa CRF on its website at <http://visa.com/pki>.

9.10.2. Termination

Termination of this document will be upon publication of a newer version or replacement document, or upon termination of CA operations.

9.10.3. Effect of Termination and Survival

The conditions and effect resulting from termination of this document will be communicated by Visa CRF, on its website at <http://visa.com/pki>, upon termination outlining the provisions that may survive its termination and remain in force.

9.11. Individual Notices and Communications with Participants

The Visa CRF defines in any applicable agreement the appropriate provisions governing notices.

9.12. Amendments

The Visa CRF is the responsible authority for reviewing and approving changes to this Visa CPS. Written and signed comments on proposed changes must be directed to the Visa CRF Chairman as described in “Person Determining CPS Suitability for the Policy “. Decisions with respect to the proposed changes are at the sole discretion of the Visa CRF.

9.12.1. Procedure for Amendment

The PKI may provide notification, in writing, of any proposed changes to this Visa CPS following approval by the CRF. The notification will contain a statement of proposed changes and the final date that comments can be submitted.

Written and signed comments on proposed changes should be directed to the Chairman of the Visa CRF, as described in Chapter 1, INTRODUCTION. Decisions with respect to the proposed changes are at the sole discretion of the Visa CRF.

9.12.2. Notification Mechanism and Period

No stipulation.

9.12.3. Circumstances Under Which Object Identifier May Be Changed

Changing Object Identifiers (OIDs) are at the discretion of the Visa CRF.

9.13. Dispute Resolution Provisions

Refer to Visa Operating Regulations and Visa By-Laws.

9.14. Governing Law

Refer to Visa Operating Regulations and Visa By-Laws.

9.15. Compliance with Applicable Law

Refer to Visa Operating Regulations and Visa By-Laws.

9.16. Miscellaneous Provisions

9.16.1. Entire Agreement

Refer to Visa Operating Regulations and Visa By-Laws.

9.16.2. Assignment

Refer to Visa Operating Regulations and Visa By-Laws.

9.16.3. Severability

Refer to Visa Operating Regulations and Visa By-Laws.

9.16.4. Enforcement

Refer to Visa Operating Regulations and Visa By-Laws.

9.16.5. Force Majeure

A Visa PKI must not be held responsible for any delay or failure in performance of its obligations hereunder to the extent such delay or failure is caused by fire, flood, strike, civil, governmental or military authority, acts of terrorism or war, an act of God, or other similar causes beyond its reasonable control and without the fault or negligence of the delayed or non-performing party or of its subcontractors.

9.17. Other Provisions

SUBSCRIBER AGREEMENTS

The Visa CA must obtain an executed version of the Subscriber Agreement before the issuance of the Certificate.

The Subscriber or Terms of Use Agreement MUST contain provisions imposing on the Applicant itself the following obligations and warranties:

- **Accuracy of Information:** An obligation and warranty to provide accurate and complete information to the Visa CA, both in the certificate request and as otherwise requested by the Visa CA in connection with the issuance of the Certificate(s) to be supplied by the Visa CA.
- **Protection of Private Key:** An obligation and warranty by the Applicant to take reasonable measures to maintain sole control of, keep confidential, and properly protect the Private Key that corresponds to the Public Key to be included in the requested Certificate(s) (and any associated activation data or device, for example, password or token) in accordance with Chapter 6, TECHNICAL SECURITY CONTROLS.
- **Acceptance of Certificate:** An obligation and warranty that the Subscriber will review and verify the Certificate contents for accuracy.
- **Use of Certificate:** An obligation and warranty to install the Certificate only on servers that are accessible at the subjectAltName(s) listed in the Certificate, and to use the Certificate solely in compliance with applicable laws and solely in accordance with the Subscriber or Terms of Use Agreement.
- **Reporting and Revocation:** An obligation and warranty to promptly cease using a Certificate and its associated Private Key, and promptly request the Visa CA to revoke the Certificate using the procedures described in “Certificate Revocation and Suspension”, in the event that: (a) any information in the Certificate is, or becomes, incorrect or inaccurate, or (b) there is any actual or suspected misuse or compromise of the Subscriber’s Private Key associated with the Public Key included in the Certificate.
- **Termination of Use of Certificate:** An obligation and warranty to promptly cease use of the Private Key corresponding to the Public Key included in the Certificate upon revocation of that Certificate for reasons of Key Compromise.
- **Responsiveness:** An obligation to respond to the Visa CA’s instructions concerning Key Compromise or Certificate misuse within a specified time period.
- **Acknowledgment and Acceptance:** An acknowledgment and acceptance that the Visa CA is entitled to revoke the certificate immediately if the Applicant were to violate the terms of the Subscriber or Terms of Use Agreement or if the Visa CA discovers that the Certificate is being used to enable criminal activities such as phishing attacks, fraud, or the distribution of malware.

Visa has developed the following standard language for its digital certificate Subscriber agreement.

The End-Entity Subscriber agrees that it will:

- Provide accurate and complete information to the Visa CA, both in the certificate request and as otherwise requested by the Visa CA in connection with the issuance of the Certificate(s) to be supplied by the Visa CA.
- Take reasonable measures to maintain sole control of, keep confidential, and properly protect the Private Key that corresponds to the Public Key to be included in the requested Certificate(s) (and any associated activation data or device, for example, password or token) in accordance with Chapter 6, TECHNICAL SECURITY CONTROLS.
- Review and verify the Certificate contents for accuracy.
- Install the Certificate only on servers that are accessible at the subjectAltName(s) listed in the Certificate, and to only use the certificate in conjunction with a Visa product or service and to use the Certificate solely in compliance with applicable laws and solely in accordance with the Subscriber or Terms of Use Agreement.

- Promptly cease using a Certificate and its associated Private Key, and promptly request the Visa CA to revoke the Certificate using the procedures described in “Certificate Revocation and Suspension”, in the event that: (a) any information in the Certificate is, or becomes, incorrect or inaccurate, or (b) there is any actual or suspected misuse or compromise of the Subscriber’s Private Key associated with the Public Key included in the Certificate.
- Promptly cease use of the Private Key corresponding to the Public Key included in the Certificate upon revocation of that Certificate for reasons of Key Compromise or expiry.
- Respond to the Visa CAs instructions concerning Key Compromise or Certificate misuse within one (1) Visa business day for the relevant geographical location.
- Acknowledge and accept that the Visa CA is entitled to revoke the certificate immediately if the Applicant were to violate the terms of the Subscriber or Terms of Use Agreement or if the Visa CA discovers that the Certificate is being used to enable criminal activities such as phishing attacks, fraud, or the distribution of malware.

For certificates produced from the offline CAs, the Subscriber agreement is a hard-copy and may be a separate document or imbedded in a product participation agreement. For certificates produced from one of Visa’s online CAs, the volume makes it impractical to require hard copy agreements. Instead, it is proposed that a “click-through” agreement is used.

For the click-through agreement, the Subscriber agreement would be displayed and the Subscriber would not be able to advance to request the certificate until the Subscriber explicitly accepted the terms. This would be indicated by clicking the box next to the statement “I accept and acknowledge the above terms and conditions.” Only after this box had been clicked would the Subscriber be allowed to perform the next step of requesting the certificate.

Digital certificate Subscribers (certificate requesters) can be authenticated in advance of requesting the certificate (pre-authenticated) or after the certificate request has been submitted.

The communication of this information to the Subscriber must be done separately from the certificate request if the Subscriber has been pre-authenticated and a unique identifier and shared secret have been assigned to be used during the online certificate request. The shared secret cannot be included in the same communication that contains the Subscriber agreement.

Before the Subscriber has received the unique identifier (for example, a user ID) and shared secret, the Subscriber can be asked to enter this information before accepting the Subscriber terms. This is accomplished by clicking the box next to “I accept and acknowledge the above terms and conditions.” Then the Subscriber unique ID and shared secret can be validated before requesting the certificate.